

CATALINA

FIBERGLASS - MODERN PATIO UMBRELLA



FRANKFORD
exceptional shade

FRANKFORD

NORTH AMERICAN HEADQUARTERS

110 GAITHER DRIVE
MOUNT LAUREL
NEW JERSEY 08054

P: 856-222-4134

INFO@FRANKFORDUMBRELLAS.COM
FRANKFORDUMBRELLAS.COM



@frankfordshade



CATALINA **844**
 FIBERGLASS - Modern Patio Umbrella

7.5' Octagon Fiberglass Patio Umbrella - Silver Anodized Finish w/ 9 oz. Marine Grade Pacific Blue Acrylic

SHOWN: 844FC-MS-PBA01



844FA/FAT-01 - 7.5' / 2.3M OCTAGON

844FA/FAT-02 - 7.5' / 2.3M OCTAGON

844FA/FAT-03 - 7.5' / 2.3M OCTAGON

A. overall height: 90" / 228cm
B. clearance: 68" / 172cm
C. closed clearance: 33" / 101cm
MAST: 1.5" / 38mm

A. overall height: 90" / 228cm
B. clearance: 68" / 172cm
C. closed clearance: 40" / 101cm
MAST: 1.5" / 38mm

A. overall height: 90" / 228cm
B. clearance: 70" / 177cm
C. closed clearance: 40" / 101cm
MAST: 1.5" / 38mm

FA OPERATION: manual lift / no tilt
FAT OPERATION: manual lift / button tilt
STYLE: VALANCE/NO VENT

FA OPERATION: manual lift / no tilt
FAT OPERATION: manual lift / button tilt
STYLE: VALANCE/VENT

FA OPERATION: manual lift / no tilt
FAT OPERATION: manual lift / button tilt
STYLE: NO VALANCE/VENT



844FC-01 - 7.5' / 2.3M OCTAGON

844FC-02 - 7.5' / 2.3M OCTAGON

844FC-03 - 7.5' / 2.3M OCTAGON

A. overall height: 95" / 241cm
B. clearance: 73" / 185cm
C. closed clearance: 44" / 111cm
D. crank clearance: 38" / 96cm
MAST: 1.5" / 38mm

A. overall height: 95" / 241cm
B. clearance: 73" / 185cm
C. closed clearance: 44" / 111cm
D. crank clearance: 38" / 96cm
MAST: 1.5" / 38mm

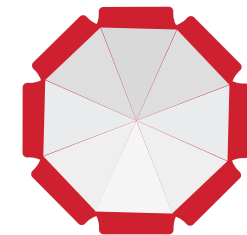
A. overall height: 95" / 241cm
B. clearance: 75" / 185cm
C. closed clearance: 44" / 111cm
D. crank clearance: 38" / 96cm
MAST: 1.5" / 38mm

FC OPERATION: crank lift / button tilt
STYLE: VALANCE/NO VENT


FC OPERATION: crank lift / button tilt
STYLE: VALANCE/VENT

FC OPERATION: crank lift / button tilt
STYLE: NO VALANCE/VENT

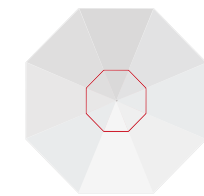
Umbrella clearance dimensions are measured while not mounted in a base. Depending on the selected base, these clearance measurements will change. All dimensions have a +/-5" tolerance based on multiple variables; pin placement height, crank tautness and fabric weight.



01: VALANCE/NO VENT



02: VALANCE/VENT



03: NO VALANCE/VENT

FRAME FINISHES



FEATURES

60° Commercial grade tilt.

Superior flexibility and quality fiberglass ribs for maximum wind resistance.

1.5" diameter center pole with a 1/8" aluminum wall thickness provides incredible strength and durability.

Reinforced four-layer pockets prevent fabric from tearing.

Modular design.

Stainless steel hardware throughout.

Three canopy shade designs available.

01: Valance/No Vent 02: Valance/Vent 03: No Valance/Vent