



WABASH VALLEY

2014

.....

O N E G R E A T N A M E

THREE DISTINCT BRANDS





ONE GREAT NAME

THREE DISTINCT BRANDS

Wabash Valley offers a large selection of tables, chairs, litter receptacles, planters, umbrellas and more, all available in numerous styles, colors and finishes to fit whatever your need—functional, elegant, eco-friendly, always reliable—without the high price.

Under one roof, you'll find an amazing variety of styles and colors in our three product lines:



WABASH VALLEY

PLASTISOL

Our flagship product line, Wabash Valley's Plastisol-coated outdoor furniture, will weather the elements and heavy-use environments where utmost durability is the pre-eminent criterion.



urbanscape®

POWDER COAT


The high-end style of Urbanscape's line of Powder-coated furniture fits perfectly in urban or retail environments. Sleek lines, unexpected designs – Urbanscape gives you a more architectural look that's built to last.



GREEN VALLEY

RECYCLED

Our newest product offering is constructed with PolyTuf™ recycled lumber made from post-consumer plastics. This environmentally friendly line offers the look of wood, but without cracking and fading.



When you combine our beautiful, long-lasting products with Wabash Valley's prices, service and warranty, there's really no other choice that makes sense. That's why so many of our customers keep coming back, time and again.

5-YEAR WARRANTY

Exceptional beauty. Unbeatable guarantee.

Unlike the competition, our warranty doesn't require complete rust-out or structural failure. Any peeling or surface rust whatsoever within the first five years means we'll make it right for you. For more details and the most updated warranty information, please visit wabashvalley.com



Wabash Valley works hard to keep prices low, even though our products often are significantly better quality than the competition. Compare, and you'll see what we mean.



We built our business on responsive service, because we know you've got deadlines to meet, too. You can count on Wabash to meet your needs.

OUR CORE VALUES

Guided by our core values, we'll continue to make hard work and dedication a priority so our customers are not just satisfied with our products and services, but are sincerely delighted.

COMMITMENT A focus on leadership, the dedication and longevity of our employees, and a strong customer service desire to make things right.

RESPONSIVENESS An efficient manufacturing process, short lead time of product delivery, and immediate customer service follow-up, from estimating to order processing to issue resolution.

RELIABILITY The durability and longevity of our products, designed to be functional and maintenance-free and backed by our warranty.

VALUE Providing an excellent product at a reasonable price.

INFO AT YOUR FINGERTIPS

At Wabash Valley, we're constantly enhancing our product lines. You can always find the latest information and access additional helpful resources — CAD drawings, CSI specs, high-resolution images, distributor locator — whenever you want at our website wabashvalley.com.

6
WABASH VALLEY

85
WABASH VALLEY COLOR

86
URBANSCAPE

159
URBANSCAPE COLOR

160
GREEN VALLEY

163
GREEN VALLEY COLOR




MAKE IT YOUR OWN



WABASH VALLEY TOLL-FREE:
1.800.253.8619

If there's something you didn't see in our catalog, don't hesitate to ask us about custom fabrication. We can design just about anything you can imagine, personalizing your outdoor furniture in any number of ways.

Receptacles with your company's name on them? Benches with a shorter leg? Tables with a special design? We'll be happy to discuss all the possibilities with you. Just contact your local sales rep, or give us a call and let us know what you've got in mind.





FIND A CURE BENCHES

Wabash Valley supports many important causes, one of which is finding a cure for breast cancer. For every Breast Cancer bench sold, Wabash Valley donates \$50 toward breast cancer research, awareness and support. For more information about the Breast Cancer bench or other Find A Cure benches, call 1-800-253-8619.

\$599

◀ **Breast Cancer Bench**
Powder-coated

MEMORIAL BENCHES


Beautiful and durable, our Memorial Benches are a functional way to commemorate significant people or events. Perfect for schools, parks, cemeteries and other public spaces, each Memorial Bench features a brushed stainless plaque. Available in many styles and with either a Plastisol- or powder-coated finish, a Memorial Bench will stand the test of time – just like the memories it celebrates.



\$890

◀ **Estate**
SP400P
Plastisol Coated

Build Your Own Estate Memorial Bench on pg 69.



\$773

◀ **Contemporary**
SP405R
Plastisol Coated


Build Your Own Contemporary Memorial Bench on pg 69.



▲ **\$845**

Courtyard
SP410(R)
Plastisol Coated

Build Your Own Courtyard Memorial Bench on pg 69.



▲ **\$535**

Prestige
SP422(P)
Plastisol Coated

Build Your Own Prestige Memorial Bench on pg 69.



▲ **\$667**

Winchester
WIJ116C
Powder Coated

Build Your Own Winchester Memorial Bench on pg 134.






WABASH VALLEY COLLECTION

Think of the worst weather conditions you can imagine—rain, sleet, salt spray. That’s exactly what we’ve designed our extensive line of Wabash Valley outdoor furniture and site amenities to withstand, thanks to their tough Plastisol coating.

DIFFERENT BUT ALIKE

See a design you like but prefer it in a powder coat finish? The table to the right will show you Wabash Valley’s sister collections in the Urbanscape powder-coated product and the Green Valley recycled-lumber product.

		
CLASSIC	MADISON	
ESTATE	BUTLER	
COURTYARD	COVINGTON	
CONTEMPORARY	CAMDEN	GREEN VALLEY
PRESTIGE	PORTAGE	
CAMINO	HANNA / PORTAGE	
HERITAGE	YORKTOWN	
SIGNATURE		GREEN VALLEY
WYATT	WINCHESTER	

PLASTISOL COATING

Our extensive selection of Plastisol-coated outdoor furniture and site amenities are designed to endure the harshest weather conditions. These coated pieces consist of ¼" Plastisol coating, heat-fused and permanently bonded to the steel—that’s 30 times the thickness of paints and powder coatings. All Wabash Valley framework is coated with baked-on polyester dry Powder, which provides a superior coating and appearance. Stainless-steel hardware with Nylock nuts are used on all products.

PLASTISOL BENEFITS

LOW/NO MAINTENANCE

- Can be left outdoors all year—no need for winter storage
- Open design facilitates self-cleaning and discourages graffiti
- Will not leaf-stain or absorb water, grease or oil

RUGGED DURABILITY

- Resists rust and corrosion
- Won’t crack, peel, warp or rot
- Unaffected by common acids, alkalis, salts, acid rain, sewage or sea water
- Stable, reinforced construction with stainless and/or galvanized steel

SAFETY & COMFORT

- Semi-resilient surface cushions falls
- Seats are contoured for comfort
- Rounded edges for safety
- Won’t splinter like wood
- Not too hot to the touch in the summer or too cold in the winter

POWDER COATING

All framework in Wabash Valley undergoes a six-step Powder coating process to ensure the highest quality and longevity. First, all parts are cleaned to white metal with a state-of-the-art shot-blast system. They then go through a five-stage chemical pretreatment system*, after which it is gel cured. Then a topcoat of a super-durable polyester Powder is applied before the final cure.

Our Powder coating system meets and exceeds AAMA 2604-05 (American Architectural Manufacturers Association) test specifications. In the testing, our coating stood up to some of the toughest specifications, including adhesion, abrasion resistance, chemical resistance, corrosion resistance and fade resistance. For more detailed information on our Powder coating process and AAMA 2604-05 test specifications, see page 88.

*Zinc coating is not applied to aluminum-based products, as aluminum never rusts and doesn’t require this extra step.

WHAT'S NEW



NEW BIKE RACK We've added a new serpentine bike rack, available in In-ground and Surface-mount options, which can accommodate up to five bikes. We're giving you more options to fit the requirements of your space.

NEW UMBRELLA LIFT OPTION You can now choose from three types of lift mechanisms for our 7.5' and 9' FiberBuilt market umbrellas – crank lift, manual lift and pulley/pin lift – to make opening a breeze!



\$229

Serpentine Bike Rack
BRK538S

See page 71.



\$322

7.5' Market Umbrella with
pulley/pin lift
UM107

\$377

9' Market Umbrella with
pulley/pin lift
UM112

See page 79.

ORDERING INFORMATION



Our QuickShip program consists of more than 90 models that are guaranteed to ship within 10 working days of order placement. Products available for QuickShip are highlighted in green throughout the catalog.

TO SPECIFY QUICKSHIP ORDERS:

- Mark it on your own purchase order.
- If phoning in your order, please request it from your sales representative. Otherwise, your items will be sent at standard lead times.

FOR ORDERS

with both QuickShip and standard lead times, do one of the following:

- Split into two separate orders (this will create two separate invoices and two separate freight charges).
- Combine all items on one order to ship at standard lead times.

UNDER OUR QUICKSHIP PROGRAM,

each product is available in any combination of colors shown on this page. Exceptions are:

- Our Dome Tops—available under our QuickShip program in any of the dome top color choices found on page 85.
- Flat-top Lids and Flat-top Bonnet Lids—only available in the QuickShip colors shown on this page.
- QuickShip Market Umbrella UM120 available in White- or Champagne-colored poles and any of the QuickShip fabrics listed on page 81.

PLASTISOL AND FRAME COLORS PICK ANY COMBINATION

All other items and/or colors not listed under our QuickShip program will ship at standard lead times (consult a sales representative for current lead times).



BLUE

GREEN

BLACK

BROWN



SIGNATURE PICNIC TABLES



\$722

SG106(P) ▲




\$16

SG135 ▲

SIGNATURE

Timeless, durable and dependable, the Signature series includes a broad spectrum of our outdoor furniture, from picnic tables to benches, in various shapes, sizes and styles—even several styles sized just for children. Built to last, they're all fabricated from steel and feature our exclusive Plastisol coating.

 For recycled version, see Green Valley page 160.

SIGNATURE PICNIC TABLES


\$985
SG125(D) ▲



\$870
SG206(D) ▲



\$662
SG115(D) ▲



\$1,152
SG120(P) ▲



\$807
SG201(D) ▲

DIAMOND (D)



PERFORATED (P)



MODEL	DESCRIPTION	WEIGHT	PRICE	WEIGHT	PRICE
SG105	6' Picnic table - 1 5/8" O.D. frame - Portable	208 lb.	\$600.00	240 lb.	\$688.00
SG106	6' Picnic table - 2 3/8" O.D. frame - Portable	225 lb.	\$612.00	257 lb.	\$722.00
SG125	6' Oval table (table has umbrella hole) - Portable Ⓡ	206 lb.	\$985.00	242 lb.	\$989.00
SG201 ♿	6' Table - Single-pedestal - In-ground	278 lb.	\$807.00	314 lb.	\$854.00
SG205	6' Table - Multi-pedestal - In-ground	302 lb.	\$788.00	334 lb.	\$830.00
SG110	8' Picnic table - 1 5/8" O.D. frame - Portable	253 lb.	\$665.00	316 lb.	\$783.00
SG111	8' Picnic table - 2 3/8" O.D. frame - Portable	270 lb.	\$679.00	333 lb.	\$816.00
SG115 ♿	8' Picnic table - 2 3/8" O.D. frame - 6' seats - Portable	254 lb.	\$662.00	308 lb.	\$766.00
SG206	8' Table - Multi-pedestal - In-ground	347 lb.	\$870.00	410 lb.	\$916.00
SG207 ♿	8' Table - Multi-pedestal - In-ground	328 lb.	\$846.00	382 lb.	\$904.00
SG120	10' Picnic table - 2 3/8" O.D. frame - Portable	352 lb.	\$1,012.00	412 lb.	\$1,152.00
MODEL	ACCESSORIES FOR ITEMS ABOVE (PATTERN OPTIONS - NOT AVAILABLE)	WEIGHT	PRICE		
QC301	Square mounting-plate covers (set of 1) (for Single-pedestal In-ground tables)	2 lb.	\$20.00		
QC306	Square mounting-plate covers (set of 6) (for Multi-pedestal In-ground tables)	12 lb.	\$102.00		
SG130	Surface-mount adaptor for 1 5/8" legs (set of 2) (for Portable tables)	2 lb.	\$13.00		
SG135	Surface-mount adaptor for 2 3/8" legs (set of 2) (for Portable tables)	2 lb.	\$16.00		

Surface and In-ground mounts must be adequately anchored.

♿ ADA-accessible

Ⓡ Umbrella compatible

SIGNATURE CONTINUED ▶



WABASH VALLEY SIGNATURE (CONT.)

SIGNATURE CHILDREN'S LINE



\$855
SG172(D)



\$649
SG171(D) ▲



\$577
SG176(D) ▲



MODEL	DESCRIPTION	DIAMOND (D)		PERFORATED (P)	
		WEIGHT	PRICE	WEIGHT	PRICE
SG171	46" Children's square table - Portable	177 lb.	\$649.00	229 lb.	\$732.00
SG172	46" Alphabet table - Portable	210 lb.	\$855.00	231 lb.	\$865.00
SG176	6' Children's picnic table - Portable	142 lb.	\$577.00	179 lb.	\$588.00

SIGNATURE ROUND TABLES


\$765
◀ SG150(P)



\$979
SG162(P) ▲



\$893
SG151(D) ▲

DIAMOND (D)



PERFORATED (P)



MODEL	DESCRIPTION		DIAMOND (D)		PERFORATED (P)	
			WEIGHT	PRICE	WEIGHT	PRICE
SG162	42" Round table with 6-legged frame and concave seating - Portable	Ⓡ	229 lb.	\$899.00	249 lb.	\$979.00
SG163	42" Round table with 4-legged frame and concave seating - Portable	Ⓡ	169 lb.	\$711.00	181 lb.	\$740.00
SG150	46" Round table - Portable	Ⓡ	189 lb.	\$700.00	224 lb.	\$765.00
SG151	◌ 46" Oval table - 3 seat - Portable	Ⓡ	180 lb.	\$893.00	199 lb.	\$920.00
SG244	46" Round table - 4 seat - Surface-mount - Basic frame	Ⓡ	250 lb.	\$922.00	285 lb.	\$1,007.00
SG245	46" Round table - 4 seat - In-ground - Basic frame	Ⓡ	236 lb.	\$892.00	271 lb.	\$970.00
SG246	46" Round table - 4 seat - In-ground - Superior frame	Ⓡ	244 lb.	\$946.00	279 lb.	\$1,018.00
SG249	◌ 46" Round table - 3 seat - Surface-mount - Basic frame	Ⓡ	223 lb.	\$798.00	253 lb.	\$881.00
SG250	◌ 46" Round table - 3 seat - In-ground - Basic frame	Ⓡ	209 lb.	\$776.00	239 lb.	\$858.00
SG251	◌ 46" Round table - 3 seat - In-ground - Superior frame	Ⓡ	217 lb.	\$833.00	247 lb.	\$909.00
MODEL	ACCESSORIES FOR ITEMS ABOVE (PATTERN OPTIONS - NOT AVAILABLE)				WEIGHT	PRICE
SG135	Surface-mount adaptor for 2 3/8" legs (set of 2)				2 lb.	\$16.00

All tables have umbrella holes with built-in umbrella braces - no need for stands.

◌ ADA-accessible

Ⓡ Umbrella compatible

SIGNATURE CONTINUED ▶



SIGNATURE SQUARE AND OCTAGON TABLES

\$749

SG145(P) ▼



\$746

SG155(D) ▼



\$984

Superior frame
SG231(P) ▲



\$649

SG140(D) ▲



\$902

Basic frame
SG215(P) ▲

DIAMOND (D)



PERFORATED (P)



MODEL	DESCRIPTION		DIAMOND (D)		PERFORATED (P)	
			WEIGHT	PRICE	WEIGHT	PRICE
SG214	40" Square table - 4 seat - Surface-mount - Basic frame	Ⓢ	252 lb.	\$875.00	293 lb.	\$944.00
SG215	40" Square table - 4 seat - In-ground - Basic frame	Ⓢ	238 lb.	\$822.00	279 lb.	\$902.00
SG216	40" Square table - 4 seat - In-ground - Superior frame	Ⓢ	246 lb.	\$868.00	287 lb.	\$971.00
SG140	46" Square table - Portable	Ⓢ	196 lb.	\$649.00	248 lb.	\$730.00
SG145	46" Octagon table - Portable	Ⓢ	198 lb.	\$662.00	240 lb.	\$749.00
SG155	46" Square table - 3 seat - Portable	Ⓢ	213 lb.	\$746.00	245 lb.	\$785.00
SG229	46" Square table - 4 seat - Surface-mount - Basic frame	Ⓢ	257 lb.	\$866.00	309 lb.	\$966.00
SG230	46" Square table - 4 seat - In-ground - Basic frame	Ⓢ	243 lb.	\$836.00	295 lb.	\$934.00
SG231	46" Square table - 4 seat - In-ground - Superior frame	Ⓢ	251 lb.	\$888.00	303 lb.	\$984.00
SG234	46" Square table - 3 seat - Surface-mount - Basic frame	Ⓢ	231 lb.	\$778.00	277 lb.	\$857.00
SG235	46" Square table - 3 seat - In-ground - Basic frame	Ⓢ	217 lb.	\$727.00	263 lb.	\$836.00
SG236	46" Square table - 3 seat - In-ground - Superior frame	Ⓢ	225 lb.	\$791.00	271 lb.	\$887.00

Surface and In-ground mounts must be adequately anchored.

♿ ADA-accessible

Ⓢ Umbrella compatible

SIGNATURE BENCHES AND BENCH COMBOS

\$496

 ◀ SG350(D) - Bench
SG350(D) - Table ▶


\$16
 SG135 ▲

**SIGNATURE TABLE/
BENCH COMBOS**

Whether you need a bench or a table, this unit is the answer. Adjusting the backrest to the vertical locked position creates benches. To use as a table, simply adjust the backrest to the horizontal locked position (without the use of pins or bolts). Placing two units side by side makes a complete picnic table.

\$537 ea

(2)-SG351(D) - Table ▼


\$422

 SG355(D) with QC302
 (Sold separately) ▲

MODEL	DESCRIPTION	DIAMOND (D)		PERFORATED (P)	
		WEIGHT	PRICE	WEIGHT	PRICE
SG350	6' Bench/Table combo - Portable	135 lb.	\$496.00	149 lb.	\$531.00
SG351	8' Bench/Table combo - Portable	155 lb.	\$537.00	180 lb.	\$574.00
SG355	6' Single bench - In-ground	153 lb.	\$422.00	165 lb.	\$455.00
SG356	6' Single bench - Surface-mount	142 lb.	\$407.00	154 lb.	\$445.00
SG360	8' Single bench - In-ground	172 lb.	\$464.00	193 lb.	\$492.00
SG361	8' Single bench - Surface-mount	161 lb.	\$450.00	182 lb.	\$481.00
MODEL	ACCESSORIES FOR ITEMS ABOVE (PATTERN OPTIONS - NOT AVAILABLE)			WEIGHT	PRICE
SG135	Surface-mount adaptor for 2 3/8" legs (set of 2)			2 lb.	\$16.00
QC302	Square mounting-plate covers (set of 2) (for In-ground or Surface-mount legs)			4 lb.	\$35.00

SIGNATURE CONTINUED ▶

SIGNATURE (CONT.)

SIGNATURE BENCHES



\$838
SG336(D)



\$343
SG331(P)



\$403
SG315(P)

DIAMOND (D)



PERFORATED (P)



MODEL	DESCRIPTION — 10" WIDE SEATS	DIAMOND (D)		PERFORATED (P)	
		WEIGHT	PRICE	WEIGHT	PRICE
SG300	6' Bench with back, 10" wide seats - Portable	114 lb.	\$351.00	126 lb.	\$387.00
SG301	6' Bench without back, 10" wide seats - Portable	65 lb.	\$222.00	70 lb.	\$231.00
SG303	6' Bench with back, 10" wide seats - In-ground	113 lb.	\$337.00	125 lb.	\$365.00
SG304	6' Bench without back, 10" wide seats - In-ground	64 lb.	\$197.00	69 lb.	\$215.00
SG306	6' Bench with back, 10" wide seats - Surface-mount	107 lb.	\$337.00	119 lb.	\$365.00
SG307	6' Bench without back, 10" wide seats - Surface-mount	58 lb.	\$197.00	63 lb.	\$215.00
SG312	8' Bench with back, 10" wide seats - Portable	133 lb.	\$396.00	154 lb.	\$421.00
SG313	8' Bench without back, 10" wide seats - Portable	81 lb.	\$250.00	90 lb.	\$252.00
SG315	8' Bench with back, 10" wide seats - In-ground	132 lb.	\$381.00	153 lb.	\$403.00
SG316	8' Bench without back, 10" wide seats - In-ground	74 lb.	\$216.00	83 lb.	\$237.00
SG318	8' Bench with back, 10" wide seats - Surface-mount	126 lb.	\$381.00	147 lb.	\$403.00
SG319	8' Bench without back, 10" wide seats - Surface-mount	68 lb.	\$216.00	77 lb.	\$237.00
SG324	10' Bench with back, 10" wide seats - Portable	187 lb.	\$595.00	209 lb.	\$617.00
SG325	10' Bench without back, 10" wide seats - Portable	104 lb.	\$353.00	110 lb.	\$367.00
SG327	10' Bench with back, 10" wide seats - In-ground	182 lb.	\$558.00	204 lb.	\$577.00
SG328	10' Bench without back, 10" wide seats - In-ground	97 lb.	\$321.00	103 lb.	\$337.00
SG330	10' Bench with back, 10" wide seats - Surface-mount	167 lb.	\$558.00	189 lb.	\$577.00
SG331	10' Bench without back, 10" wide seats - Surface-mount	93 lb.	\$337.00	99 lb.	\$343.00
SG336	15' Bench with back, 10" wide seats - Portable	251 lb.	\$838.00	277 lb.	\$901.00
SG337	15' Bench without back, 10" wide seats - Portable	132 lb.	\$475.00	145 lb.	\$502.00
SG339	15' Bench with back, 10" wide seats - In-ground	246 lb.	\$803.00	272 lb.	\$863.00
SG340	15' Bench without back, 10" wide seats - In-ground	125 lb.	\$433.00	138 lb.	\$461.00
SG342	15' Bench with back, 10" wide seats - Surface-mount	231 lb.	\$803.00	257 lb.	\$863.00
SG343	15' Bench without back, 10" wide seats - Surface-mount	121 lb.	\$435.00	134 lb.	\$462.00
MODEL	ACCESSORIES FOR ITEMS ABOVE (PATTERN OPTIONS - NOT AVAILABLE)			WEIGHT	PRICE
SC202	Small mounting-plate covers (set of 2) (for 6' and 8' lengths)			4 lb.	\$30.00
SC203	Small mounting-plate covers (set of 3) (for 10' and 15' lengths)			6 lb.	\$46.00

Surface and In-ground mounts must be adequately anchored.

SIGNATURE PLAYER BENCHES

\$412

◀ SG425(D)


\$549

SG400(P) ▶

MODEL	DESCRIPTION — 15" WIDE SEATS	DIAMOND (D)		PERFORATED (P)	
		WEIGHT	PRICE	WEIGHT	PRICE
SG400	6' Player bench with back, 15" wide seats - Portable	132 lb.	\$477.00	150 lb.	\$549.00
SG401	6' Player bench without back, 15" wide seats - Portable	71 lb.	\$286.00	80 lb.	\$310.00
SG403	6' Player bench with back, 15" wide seats - In-ground	131 lb.	\$454.00	149 lb.	\$520.00
SG404	6' Player bench without back, 15" wide seats - In-ground	70 lb.	\$266.00	79 lb.	\$289.00
SG406	6' Player bench with back, 15" wide seats - Surface-mount	125 lb.	\$459.00	143 lb.	\$527.00
SG407	6' Player bench without back, 15" wide seats - Surface-mount	64 lb.	\$266.00	73 lb.	\$285.00

SIGNATURE CONTINUED ▶

SIGNATURE (CONT.)

DIAMOND (D)



PERFORATED (P)



MODEL	DESCRIPTION	WEIGHT	PRICE	WEIGHT	PRICE
SG412	8' Player bench with back, 15" wide seats - Portable	152 lb.	\$537.00	184 lb.	\$587.00
SG413	8' Player bench without back, 15" wide seats - Portable	87 lb.	\$304.00	103 lb.	\$333.00
SG415	8' Player bench with back, 15" wide seats - In-ground	151 lb.	\$520.00	183 lb.	\$580.00
SG416	8' Player bench without back, 15" wide seats - In-ground	80 lb.	\$289.00	96 lb.	\$317.00
SG418	8' Player bench with back, 15" wide seats - Surface-mount	145 lb.	\$520.00	177 lb.	\$581.00
SG419	8' Player bench without back, 15" wide seats - Surface-mount	74 lb.	\$289.00	90 lb.	\$317.00
SG424	10' Player bench with back, 15" wide seats - Portable	217 lb.	\$694.00	261 lb.	\$750.00
SG425	10' Player bench without back, 15" wide seats - Portable	115 lb.	\$412.00	137 lb.	\$437.00
SG427	10' Player bench with back, 15" wide seats - In-ground	212 lb.	\$663.00	256 lb.	\$718.00
SG428	10' Player bench without back, 15" wide seats - In-ground	108 lb.	\$384.00	130 lb.	\$405.00
SG430	10' Player bench with back, 15" wide seats - Surface-mount	197 lb.	\$670.00	241 lb.	\$725.00
SG431	10' Player bench without back, 15" wide seats - Surface-mount	104 lb.	\$384.00	126 lb.	\$405.00
SG436	15' Player bench with back, 15" wide seats - Portable	279 lb.	\$1,006.00	343 lb.	\$1,134.00
SG437	15' Player bench without back, 15" wide seats - Portable	146 lb.	\$552.00	178 lb.	\$613.00
SG439	15' Player bench with back, 15" wide seats - In-ground	274 lb.	\$968.00	338 lb.	\$1,099.00
SG440	15' Player bench without back, 15" wide seats - In-ground	139 lb.	\$514.00	171 lb.	\$577.00
SG442	15' Player bench with back, 15" wide seats - Surface-mount	259 lb.	\$973.00	323 lb.	\$1,103.00
SG443	15' Player bench without back, 15" wide seats - Surface-mount	135 lb.	\$514.00	167 lb.	\$577.00
MODEL	ACCESSORIES FOR ITEMS ABOVE (PATTERN OPTIONS - NOT AVAILABLE)			WEIGHT	PRICE
SC202	Small mounting-plate covers (Set of 2) (for 6' and 8' lengths)			4 lb.	\$30.00
SC203	Small mounting-plate covers (Set of 3) (for 10' and 15' lengths)			6 lb.	\$46.00

Surface and In-ground mounts must be adequately anchored.

BUILD YOUR OWN SIGNATURE

CHOOSE STYLE AND FRAME

BENCHES

Table/Bench combo: 6' and 8' lengths
 Standard and player: 6', 8', 10' or 15' lengths with or without backs (15' units shipped in two 7 1/2' sections)

TABLES

Picnic: 6', 8' and 10' (children's table is 6')
 Square: 40" and 46" square option
 Octagon: 46"
 Round: 46" (single pedestal) or 42" round (with 4 or 6 legs)

OPTIONS AND ACCESSORIES

Mounting-plate covers optional for Surface-mount or In-ground benches and for In-ground and most Surface-mount tables.

MOUNTING OPTIONS

Portable/In-ground/Surface-mount
 See page 85 for mounting details.

CHOOSE MATERIALS AND FINISHES

PATTERNS

Diamond: 3/4" #9 Expanded steel mesh
 Perforated: 12-Gauge sheet steel

FRAMING

1 5/8" or 2 3/8" O.D. round tubing
 4" x 4" square steel post for all In-ground table legs

HARDWARE

Stainless steel

FINISHES

Plastisol-coated surfaces with superior AAMA 2604-05 specified Powder-coated frames.

This line can be coated in one color or you can complement the frame with the surface.
 See finish options on page 85.



\$999

SY126(D) with MC104
(Sold separately) ▲

SPYDER



The unique, durably constructed Spyder series line of tables is available in an array of different shapes, sizes and colors, allowing you plenty of options. Its open-design legs make clean-up easy.

U For a Powder-coated finish, see the Camden collection on page 97.

SPYDER CONTINUED ▶



WABASH VALLEY SPYDER (CONT.)

SPYDER® SQUARE AND OCTAGON TABLES



\$1,001
 ◀ SY215(P)



\$889
 SY210(D) with MC104
 (Sold separately) ▶

DIAMOND (D)



PERFORATED (P)



MODEL	DESCRIPTION		WEIGHT	PRICE	WEIGHT	PRICE
SY120	46" Square table - Portable/Surface-mount	Ⓡ	237 lb.	\$819.00	289 lb.	\$901.00
SY210	46" Square table - In-ground	Ⓡ	266 lb.	\$889.00	318 lb.	\$971.00
SY125	46" Octagon table - Portable/Surface-mount	Ⓡ	239 lb.	\$819.00	281 lb.	\$932.00
SY215	46" Octagon table - In-ground	Ⓡ	268 lb.	\$889.00	310 lb.	\$1,001.00
SY126	ADA Octagon table - Portable/Surface-mount	♿	276 lb.	\$999.00	323 lb.	\$1,128.00
SY216	ADA Octagon table - In-ground	♿	305 lb.	\$1,069.00	352 lb.	\$1,246.00

MODEL	ACCESSORIES FOR ITEMS ABOVE (PATTERN OPTIONS - NOT AVAILABLE)	WEIGHT	PRICE
UM300	Aluminum terrace shell (for use with garden umbrellas)	4 lb.	\$43.00
UM305	Market umbrella stand (for use with market umbrellas)	47 lb.	\$135.00
MC104	Mounting-plate covers (set of 4)	5 lb.	\$49.00

Surface and In-ground mounts must be adequately anchored.

♿ ADA-accessible

Ⓡ Umbrella compatible

SPYDER® ROUND TABLES



\$1,012
SY116(D) with MC104
(Sold separately) ▲



\$890
SY201(P) with MC103
(Sold separately) ▲



\$377
UM110

\$826
SY110(D) with UM110, UM305
(Sold separately) ▲

DIAMOND (D)



PERFORATED (P)



MODEL	DESCRIPTION		DIAMOND (D)		PERFORATED (P)		
			WEIGHT	PRICE	WEIGHT	PRICE	
SY110	46" Round table - Portable/Surface-mount	Ⓡ	230 lb.	\$826.00	265 lb.	\$928.00	
SY111	46" Round table - 3 legs - Portable/Surface-mount	♿	207 lb.	\$777.00	223 lb.	\$831.00	
SY112	36" Round table - 3 legs - Portable/Surface-mount	Ⓡ	193 lb.	\$719.00	198 lb.	\$783.00	
SY200	46" Round table - In-ground	Ⓡ	259 lb.	\$914.00	294 lb.	\$987.00	
SY201	46" Round table - 3 legs - In-ground	♿	228 lb.	\$865.00	244 lb.	\$890.00	
SY202	36" Round table - 3 legs - In-ground	Ⓡ	214 lb.	\$774.00	219 lb.	\$823.00	
SY116	ADA Round table - Portable/Surface-mount	♿	260 lb.	\$1,012.00	294 lb.	\$1,077.00	
SY203	ADA Round table - In-ground	♿	289 lb.	\$1,084.00	323 lb.	\$1,148.00	
MODEL	ACCESSORIES FOR ITEMS ABOVE (PATTERN OPTIONS - NOT AVAILABLE)					WEIGHT	PRICE
UM300	Aluminum terrace shell (for use with garden umbrellas)					4 lb.	\$43.00
UM305	Market umbrella stand (for use with market umbrellas)					47 lb.	\$135.00
MC104	Mounting-plate covers (set of 4)					5 lb.	\$49.00
MC103	Mounting-plate covers (set of 3) (for 3-legged tables)					6 lb.	\$36.00

♿ ADA-accessible

Ⓡ Umbrella compatible

SPYDER CONTINUED ▶



WABASH VALLEY SPYDER (CONT.)

SPYDER® PICNIC TABLES



\$1,011

SY225(D) with MC104
(Sold separately)



\$1,412

SY150(D) with MC106
(Sold separately)

DIAMOND (D)



PERFORATED (P)



MODEL	DESCRIPTION		DIAMOND (D)		PERFORATED (P)		
			WEIGHT	PRICE	WEIGHT	PRICE	
SY135	7' Picnic table - Portable/Surface-mount	Ⓡ	274 lb.	\$941.00	311 lb.	\$1,027.00	
SY225	7' Picnic table - In-ground	Ⓡ	303 lb.	\$1,011.00	340 lb.	\$1,096.00	
SY150	11' Picnic table - Portable/Surface-mount*	Ⓡ	412 lb.	\$1,412.00	455 lb.	\$1,555.00	
SY240	11' Picnic table - In-ground*	Ⓡ	455 lb.	\$1,523.00	498 lb.	\$1,663.00	
MODEL	ACCESSORIES FOR ITEMS ABOVE (PATTERN OPTIONS - NOT AVAILABLE)					WEIGHT	PRICE
UM300	Aluminum terrace shell (for use with garden umbrellas)					4 lb.	\$43.00
UM305	Market umbrella stand (for use with market umbrellas)					47 lb.	\$135.00
MC104	Mounting-plate covers (set of 4) (for 7' tables)					5 lb.	\$49.00
MC106	Mounting-plate covers (set of 6) (for 11' tables)					9 lb.	\$71.00

*Umbrella stand not needed with 11' table option.

Surface and In-ground mounts must be adequately anchored.

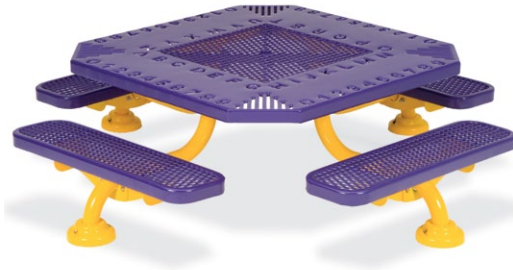
♿ ADA-accessible

Ⓡ Umbrella compatible

SPYDER® CHILDREN'S TABLES



\$828
SY101(D) ▲



\$1,022
SY102(D) with SC204
(Sold separately) ▲

MODEL	DESCRIPTION	DIAMOND (D)		PERFORATED (P)	
		WEIGHT	PRICE	WEIGHT	PRICE
SY100	46" Square children's table - Portable/Surface-mount	223 lb.	\$790.00	275 lb.	\$872.00
SY101	46" Round children's table - Portable/Surface-mount	216 lb.	\$828.00	251 lb.	\$916.00
SY102	46" Children's Alphabet table - Portable/Surface-mount	256 lb.	\$1,022.00	277 lb.	\$1,102.00
MODEL	ACCESSORIES FOR ITEMS ABOVE (PATTERN OPTIONS - NOT AVAILABLE)			WEIGHT	PRICE
SC204	Small mounting-plate covers (set of 4)			8 lb.	\$58.00

BUILD YOUR OWN SPYDER

CHOOSE STYLE AND FRAME

TABLES

Round, square, octagon and picnic

TABLE SIZES

Round: 36" or 46" diameter

Square: 46"

Octagon: 46"

Picnic: 7' and 11'

OPTIONS AND ACCESSORIES

Mounting-plate covers optional for all tables

MOUNTING OPTIONS

Portable/Surface-mount or In-ground

See page 85 for mounting details.

Umbrella holes in all tables.

CHOOSE MATERIALS AND FINISHES

PATTERNS

Diamond: $\frac{3}{4}$ " #9 Expanded steel mesh

Perforated: 12-Gauge sheet steel

FRAMING

2 $\frac{7}{8}$ " O.D. framework

2 $\frac{3}{8}$ " O.D. framework (Children's)

HARDWARE

Stainless steel

FINISHES

Plastisol-coated surfaces with superior AAMA 2604-05 Specified Powder-coated frames.

This line can be coated in one color or you can complement the frame with the surface.

See finish options on page 85.



PRESTIGE PORTABLE OCTAGON TABLES

\$899

▼ PP100(P)



PRESTIGE

The Prestige series features rolled edging, creating a graceful, inviting appearance. The stylish design—especially when combined with the tough-as-nails durability of all Wabash Valley products—makes this series perfect for any outdoor environment. Square tables, rectangular picnic tables and two styles of bench seating give you a wealth of options.

U For a Powder-coated finish, see the Urbanscape Portage collection on page 122.

PRESTIGE PORTABLE TABLES

\$796

◀ PP105(D)


\$1,230

PP220(P) ▲


\$377

◀ UM110N


\$1,088

 PP220(D) with UM110N
(Sold separately) ▲

DIAMOND (D)



PERFORATED (P)



MODEL	DESCRIPTION		DIAMOND (D)		PERFORATED (P)	
			WEIGHT	PRICE	WEIGHT	PRICE
PP100	46" Octagon table - Portable	Ⓡ	228 lb.	\$800.00	264 lb.	\$899.00
PP105	◌ 46" Square table - 3 seat - Portable	Ⓡ	234 lb.	\$796.00	263 lb.	\$903.00
PP220	46" Octagon table with back - Portable	Ⓡ	376 lb.	\$1,088.00	412 lb.	\$1,230.00

◌ ADA-accessible

Ⓡ Umbrella compatible

PRESTIGE CONTINUED ▶



PRESTIGE SINGLE-PEDESTAL OCTAGON TABLES



\$1,116

Basic frame
PP200(P) ▲



\$1,078

Basic frame
PP203(D) ▲



\$1,053

Superior frame
PP201(D) with UM110N
(Sold separately) ▼

\$377
UM110N

DIAMOND (D)



PERFORATED (P)



MODEL	DESCRIPTION		DIAMOND (D)		PERFORATED (P)	
			WEIGHT	PRICE	WEIGHT	PRICE
PP200	46" Octagon table - 4 seat - In-ground - Basic frame	Ⓡ	290 lb.	\$987.00	326 lb.	\$1,116.00
PP201	46" Octagon table - 4 seat - In-ground - Superior frame	Ⓡ	298 lb.	\$1,053.00	334 lb.	\$1,184.00
PP203	46" Octagon table - 4 seat - Surface-mount - Basic frame	Ⓡ	305 lb.	\$1,078.00	341 lb.	\$1,185.00
PP205	46" Octagon table - 3 seat - In-ground - Basic frame	♿	247 lb.	\$840.00	280 lb.	\$971.00
PP206	46" Octagon table - 3 seat - In-ground - Superior frame	♿	255 lb.	\$898.00	288 lb.	\$1,026.00
PP208	46" Octagon table - 3 seat - Surface-mount - Basic frame	♿	262 lb.	\$909.00	295 lb.	\$1,027.00

All tables have umbrella holes with built-in umbrella braces - no need for stands.

♿ ADA-accessible

Ⓡ Umbrella compatible

PRESTIGE PICNIC TABLES WITH AND WITHOUT BACK
\$1,122

PP235(D) ▶


\$820

PP230(P) ▲


\$16

SG135 ▲

DIAMOND (D)



PERFORATED (P)



MODEL	DESCRIPTION		DIAMOND (D)		PERFORATED (P)	
			WEIGHT	PRICE	WEIGHT	PRICE
PP225	4' Rectangle table with back - Portable	Ⓡ	266 lb.	\$944.00	296 lb.	\$990.00
PP230	4' Rectangle table without back - Portable	Ⓡ	191 lb.	\$790.00	207 lb.	\$820.00
PP235	6' Rectangle table with back - Portable	Ⓡ	332 lb.	\$1,122.00	373 lb.	\$1,190.00
PP240	6' Rectangle table without back - Portable	Ⓡ	239 lb.	\$878.00	262 lb.	\$969.00

All tables have umbrella holes - stands are needed.

MODEL	ACCESSORIES FOR ITEMS ABOVE (PATTERN OPTIONS - NOT AVAILABLE)	WEIGHT	PRICE
UM300	Aluminum terrace shell (for use with garden umbrellas)	4 lb.	\$43.00
UM305	Market umbrella stand (for use with market umbrellas)	47 lb.	\$135.00
SG135	Surface-mount adaptor for 2 3/8" legs (set of 2)	2 lb.	\$16.00

Surface and In-ground mounts must be adequately anchored.

Ⓡ Umbrella compatible

PRESTIGE CONTINUED ▶




PRESTIGE SPLIT-BACK AND SEAT BENCHES



\$456
PP300(D)



\$300
PP311(P) with SC202
(Sold separately) ▲



\$510
PP302(R) ▲

MODEL	DESCRIPTION	DIAMOND (D)		PERFORATED (P)		RIB (R)	
		WEIGHT	PRICE	WEIGHT	PRICE	WEIGHT	PRICE
PP300	6' Bench with back - Portable	129 lb.	\$456.00	127 lb.	\$527.00	166 lb.	\$527.00
PP301	6' Bench with back - In-ground	125 lb.	\$433.00	123 lb.	\$510.00	162 lb.	\$510.00
PP302	6' Bench with back - Surface-mount	117 lb.	\$433.00	115 lb.	\$510.00	154 lb.	\$510.00
PP305	8' Bench with back - Portable	154 lb.	\$552.00	167 lb.	\$587.00	190 lb.	\$587.00
PP306	8' Bench with back - In-ground	143 lb.	\$524.00	156 lb.	\$573.00	179 lb.	\$573.00
PP307	8' Bench with back - Surface-mount	135 lb.	\$521.00	148 lb.	\$573.00	171 lb.	\$573.00
PP310	6' Bench without back - In-ground	62 lb.	\$259.00	66 lb.	\$300.00	85 lb.	\$300.00
PP311	6' Bench without back - Surface-mount	55 lb.	\$259.00	59 lb.	\$300.00	78 lb.	\$300.00
PP315	8' Bench without back - In-ground	82 lb.	\$306.00	86 lb.	\$330.00	93 lb.	\$330.00
PP316	8' Bench without back - Surface-mount	75 lb.	\$306.00	79 lb.	\$330.00	87 lb.	\$330.00
MODEL	ACCESSORIES FOR ITEMS ABOVE (PATTERN OPTIONS - NOT AVAILABLE)					WEIGHT	PRICE
SC202	Small mounting-plate covers (set of 2)					4 lb.	\$30.00

Surface and In-ground mounts must be adequately anchored.

PRESTIGE CONTOUR BENCHES



\$633

PP421(P) ▲



\$456

▲ PP410(D)



\$466

▲ PP403(R)



\$413

◀ PP402(R) with MC102
(Sold separately)

PRESTIGE CONTINUED ▶

PRESTIGE (CONT.)

DIAMOND (D)



PERFORATED (P)



RIB (R)



MODEL	DESCRIPTION	WEIGHT	PRICE	WEIGHT	PRICE	WEIGHT	PRICE	
PP400	4' Bench - Portable	113 lb.	\$372.00	105 lb.	\$444.00	135 lb.	\$444.00	
PP401	4' Bench - In-ground	112 lb.	\$343.00	104 lb.	\$413.00	134 lb.	\$413.00	
PP402	4' Bench - Surface-mount	102 lb.	\$343.00	94 lb.	\$413.00	124 lb.	\$413.00	
PP403	4' Bench - Gullwing	115 lb.	\$411.00	107 lb.	\$466.00	137 lb.	\$466.00	
PP410	6' Bench - Portable	138 lb.	\$456.00	145 lb.	\$514.00	172 lb.	\$514.00	
PP411	6' Bench - In-ground	137 lb.	\$406.00	144 lb.	\$457.00	171 lb.	\$457.00	
PP412	6' Bench - Surface-mount	127 lb.	\$406.00	134 lb.	\$457.00	161 lb.	\$457.00	
PP413	6' Bench - Gullwing	140 lb.	\$479.00	147 lb.	\$545.00	174 lb.	\$545.00	
PP420	8' Bench - Portable	191 lb.	\$633.00	207 lb.	\$695.00	244 lb.	\$695.00	
PP421	8' Bench - In-ground	187 lb.	\$560.00	203 lb.	\$633.00	240 lb.	\$633.00	
PP422	8' Bench - Surface-mount	173 lb.	\$560.00	189 lb.	\$633.00	226 lb.	\$633.00	
PP423	8' Bench - Gullwing	193 lb.	\$674.00	209 lb.	\$720.00	246 lb.	\$720.00	
MODEL	ACCESSORIES FOR ITEMS ABOVE (PATTERN OPTIONS - NOT AVAILABLE)						WEIGHT	PRICE
MC102	Mounting-plate covers (set of 2) (for 4' and 6' lengths)						4 lb.	\$26.00
MC103	Mounting-plate covers (set of 3) (for 8' lengths)						6 lb.	\$36.00

Surface and In-ground mounts must be adequately anchored.

BUILD YOUR OWN PRESTIGE

CHOOSE STYLE AND FRAME

BENCHES

Contour benches: 4', 6' and 8' with standard armrests at each end (8' has a center armrest)

Split-back and seat benches: 6' and 8'

TABLES

Square and Octagon tables: 46"

Picnic tables: 4' and 6' (available with and without backs)

OPTIONS AND ACCESSORIES

Single pedestal tables in choice of basic or patented Superior frame.

Mounting-plate covers available for Surface-mount benches or In-ground leg options in benches and tables.

MOUNTING OPTIONS

Portable/In-ground/Surface-mount/Gullwing (Portable and Surface-mount)

See page 85 for mounting details.

CHOOSE MATERIALS AND FINISHES

PATTERNS

Diamond: $\frac{3}{4}$ " #9 Expanded steel mesh

Perforated: 12-Gauge sheet steel

Rib: 12-Gauge sheet steel

FRAMING

2 $\frac{3}{8}$ " O.D. tubing for Picnic tables, split back and seat and contour portable benches

2 $\frac{7}{8}$ " O.D. tubing for contour In-ground and Surface-mount benches

1 $\frac{5}{8}$ " O.D. for portable Octagon tables

Aluminum casting for Gullwing

4" x 4" tubing for single pedestal octagon In-ground and Surface-mount tables.

HARDWARE

Stainless steel

FINISHES

Plastisol-coated surfaces with superior AAMA 2604-05 specified Powder-coated frames.

This line can be coated in one color or you can complement the frame with the surface. See finish options on page 85.



\$397

▲ CM201(Q)

\$121

CM320(N) ▲



\$157

CM302(N) ▲

\$540

▲ CM102(Q) with (4) - CM302(N)
(Sold separately)

CAMINO

Rounded edges, open backs and modern curves make the Camino collection and newly redesigned chair perfect for giving dining spaces a fresh, café-inspired look all year-round. The Camino collection adds a weather-resistant, long-lasting splash of color to every meal, both indoors and out.

U For a Powder-coated finish, see the Urbanscape Hanna and Portage collections on pages 111 and 122.

CAMINO CONTINUED ▶



WABASH VALLEY CAMINO (CONT.)

CAMINO CHAIRS



\$121
CM320(N) ▲



\$236
CM305(Q) ▲



\$157
CM302(N) ▲



\$286
CM315(Q) ▲



\$243
CM310(Q) ▲

POLYETHYLENE (N)



POLYPROPYLENE (N)



SQUARE PERFORATED (Q)



MODEL	DESCRIPTION	POLYETHYLENE (N)		POLYPROPYLENE (N)		SQUARE PERFORATED (Q)	
		WEIGHT	PRICE	WEIGHT	PRICE	WEIGHT	PRICE
CM302	Arm chair - Black insert*			11 lb.	\$157.00		Not Available
CM305	Café chair					27 lb.	\$236.00
CM310	Dining chair*					42 lb.	\$243.00
CM315	Bar stool					43 lb.	\$286.00
CM320	Arm chair - Black Weave Insert*	11 lb.	\$121.00				

*Arm chairs and dining chairs are stackable.

Consult your local distributor for pricing.

TO ORDER ► Select model number and color choice.

CAMINO TABLES



\$486

CM202(L) with CM305(Q)
(Sold separately)



\$453

CM210(Q) with CM315(Q)
(Sold separately)



\$540

CM102(Q)

SQUARE PERFORATED (Q)



SOLID (L)*



MODEL	DESCRIPTION		SQUARE PERFORATED (Q)		SOLID (L)*	
			WEIGHT	PRICE	WEIGHT	PRICE
CM100	30" Round pedestal table		83 lb.	\$420.00	Not Available	
CM200	30" Round standard table		53 lb.	\$357.00	Not Available	
CM210	30" Round standard bar table		84 lb.	\$453.00	Not Available	
CM101	36" Round pedestal table	T	106 lb.	\$459.00	Not Available	
CM201	36" Round standard table	T	69 lb.	\$397.00	Not Available	
CM211	36" Round standard bar table		95 lb.	\$514.00	Not Available	
CM102	42" Round pedestal table	T	139 lb.	\$540.00	106 lb.	\$547.00
CM202	42" Round standard table	T	81 lb.	\$441.00	48 lb.	\$486.00
CM103	48" Round pedestal table	T	153 lb.	\$632.00	Not Available	
CM203	48" Round standard table	T	95 lb.	\$528.00	Not Available	
CM111	36" x 36" Square pedestal table	T	106 lb.	\$433.00	Not Available	
CM206	36" x 36" Square standard table	T	69 lb.	\$373.00	Not Available	
MODEL	ACCESSORIES FOR ITEMS ABOVE (PATTERN OPTIONS - NOT AVAILABLE)				WEIGHT	PRICE
UM300	Aluminum terrace shell (for use with garden umbrellas)				4 lb.	\$43.00
UM305	Market umbrella stand (for use with market umbrellas)				47 lb.	\$135.00

*Solid tops available in all Urbanscape Powder-coated colors shown on page 159.

T Umbrella compatible

CAMINO CONTINUED



WABASH VALLEY CAMINO (CONT.)

CAMINO TABLES WITH ATTACHED CHAIRS



\$1,157
CM231(Q) ▲ ♿



\$1,571
CM225(Q) with UM110
(Sold separately) ▶

\$377
UM110




\$1,649
CM234(L) ▶

SQUARE PERFORATED (Q)



SOLID (L)*



MODEL	DESCRIPTION		WEIGHT	PRICE	WEIGHT	PRICE
CM220	36" Round table with attached chairs - 4 seat - Portable	Ⓡ	258 lb.	\$1,040.00	Not Available	
CM221	42" Round table with attached chairs - 4 seat - Portable	Ⓡ	270 lb.	\$1,077.00	237 lb.	\$1,120.00
CM230	♿ 42" Round table with attached chairs - 3 seat - Surface-mount	Ⓡ	232 lb.	\$966.00	199 lb.	\$1,017.00
CM231	♿ 42" Round table with attached chairs - 4 seat - Surface-mount	Ⓡ	287 lb.	\$1,157.00	254 lb.	\$1,212.00
CM232	42" Round table with attached chairs - 5 seat - Portable	Ⓡ	325 lb.	\$1,375.00	292 lb.	\$1,407.00
CM233	♿ 42" Round table with attached chairs - 5 seat - Surface-mount	Ⓡ	342 lb.	\$1,472.00	309 lb.	\$1,504.00
CM234	42" Round table with attached chairs - 6 seat - Portable	Ⓡ	380 lb.	\$1,617.00	347 lb.	\$1,649.00
CM225	42" Round bar table with chairs	Ⓡ	346 lb.	\$1,571.00	313 lb.	\$1,595.00

* Solid tops available in all Urbanscape Powder-coated colors shown on page 159.

All tables have umbrella holes with built-in umbrella braces - no need for stands.

♿ Denotes tables manufactured specifically for ADA accessibility. Tables are manufactured with the stated number of seats plus one space for wheelchair accessibility. All ADA tables must be secured down (surface mount adapters included).

Ⓡ Umbrella compatible

BUILD YOUR OWN CAMINO

CHOOSE STYLE AND FRAME

TABLES

Round standard and pedestal tables: 30", 36", 42" and 48" diameter

Round table with chairs: 36" and 42" diameter (30" high) with multi-seating options

Square standard and pedestal tables: 36" (30" high)

Bar table with chairs: 42" diameter (43" high)

CHAIRS

Arm chair (Stackable) Café chair
Dining chair (Stackable) Bar stool

MOUNTING OPTIONS

Portable or Surface-mount with available adaptors. See page 85 for mounting details.

All attached-chair ADA table options (models CM230, CM231 and CM233) must be surface mounted down. Mounting adaptors included.

OPTIONS AND ACCESSORIES

All standard tables 36" and larger come with umbrella holes; umbrella stands must be used with our standard tables.

CHOOSE MATERIALS AND FINISHES

PATTERNS

Square-perforated steel: 12-Gauge sheet steel

Slatted polypropylene:

Polypropylene back and seat insert

Solid: Spun aluminum

Weave Polyethylene:

Polyethylene back and seat insert

FRAMING

Standard tables: 1 $\frac{1}{4}$ " O.D. aluminum tubing

Pedestal tables: 2 $\frac{7}{8}$ " O.D. tubing

Tables with attached seating: 2 $\frac{3}{8}$ " O.D. tubing

Bar tables: Aluminum casting

HARDWARE

Stainless steel

FINISHES

Plastisol-coated surfaces with superior AAMA 2604-05 specified Powder-coated frames.

Café chair: Polypropylene inserts available in black

This line can be coated in one color or you can complement the frame with the surface. See finish options on page 85.

All solid table tops are available in Urbanscape colors on page 159.



\$243
CA300(R) ▶

\$419

▶ CA102(R) with (4)-CA300(R)
(Sold separately)

CLASSIC

Perfect for a garden, patio or dining area, the Classic series provides multiple options for seating and tables. Choose from an array of metal patterns, then pick your colors for a customized look that's stylish—and best of all—virtually maintenance-free.

U For a Powder-coated finish, see the Urbanscape Madison collection on page 116.

CLASSIC CHAIRS AND LOVESEATS


\$243
CA300(R) ▲



\$243
CA300(P) ▲



\$338
CA400(D) ▲

DIAMOND (D)



PERFORATED (P)



RIB (R)



MODEL	DESCRIPTION	DIAMOND (D)		PERFORATED (P)		RIB (R)	
		WEIGHT	PRICE	WEIGHT	PRICE	WEIGHT	PRICE
CA300	Arm chair	39 lb.	\$217.00	41 lb.	\$243.00	51 lb.	\$243.00
CA400	4' Loveseat - Portable	58 lb.	\$338.00	71 lb.	\$381.00	80 lb.	\$389.00
CA401	4' Loveseat add-on - Portable*	47 lb.	\$278.00	60 lb.	\$319.00	69 lb.	\$333.00
MODEL	ACCESSORIES FOR ITEMS ABOVE (PATTERN OPTIONS - NOT AVAILABLE)					WEIGHT	PRICE
CA115	Surface-mount adaptor package					3 lb.	\$32.00

*Add-ons can be used with standard loveseats to achieve various lengths in 4' increments.

CLASSIC CONTINUED ▶



WABASH VALLEY CLASSIC (CONT.)

CLASSIC TABLES AND CHAIRS



\$316
 CA100(D) with (2)-CA300(D)
 (Sold separately)

\$217
 CA300(D)



\$243
 CA300(P)

\$351
 CA110(P) with CA300(P)
 (Sold separately)



MODEL	DESCRIPTION	DIAMOND (D)		PERFORATED (P)		RIB (R)		SOLID (L)*	
		WEIGHT	PRICE	WEIGHT	PRICE	WEIGHT	PRICE	WEIGHT	PRICE
CA100	30" Round table	54 lb.	\$316.00	64 lb.	\$330.00	73 lb.	\$343.00	48 lb.	\$369.00
CA101	36" Round table	66 lb.	\$343.00	73 lb.	\$369.00	85 lb.	\$393.00	55 lb.	\$440.00
CA102	42" Round table	75 lb.	\$368.00	91 lb.	\$404.00	101 lb.	\$419.00	62 lb.	\$507.00
CA103	48" Round table	86 lb.	\$399.00	104 lb.	\$451.00	121 lb.	\$517.00	60 lb.	\$552.00
CA110	30" x 30" Square table	67 lb.	\$330.00	75 lb.	\$351.00	91 lb.	\$357.00	Not Available	
CA111	36" x 36" Square table	63 lb.	\$341.00	81 lb.	\$361.00	103 lb.	\$389.00	Not Available	
MODEL	ACCESSORIES FOR ITEMS ABOVE (PATTERN OPTIONS - NOT AVAILABLE)							WEIGHT	PRICE
UM300	Aluminum terrace shell (for use with garden umbrellas)							4 lb.	\$43.00
UM305	Market umbrella stand (for use with market umbrellas)							47 lb.	\$135.00
CA115	Surface-mount adaptor package							3 lb.	\$32.00

*Solid tops available in all Urbanscape Powder-coated colors shown on page 159.

Umbrella compatible

CLASSIC TABLES AND CHAIRS



\$243

CA300(R) ▲

\$440

CA101(L) with (2)-CA300(R)
(Sold separately) ▲

BUILD YOUR OWN CLASSIC

CHOOSE STYLE AND FRAME

BENCHES

4' loveseat with optional 4' add-ons, which provide various lengths in increments of 4'

TABLES

Round: 30", 36", 42" and 48" diameter

Square: 30" or 36"

All tables are 29 ⁵/₈" high

OPTIONS AND ACCESSORIES

Portable or Surface-mount with available adaptors
See page 85 for mounting details.

All standard tables 36" and larger come with umbrella holes; umbrella stands must be used.

CHOOSE MATERIALS AND FINISHES

PATTERNS

Diamond: ³/₄" #9 Expanded steel mesh

Perforated: 12-Gauge sheet steel

Rib: 12-Gauge sheet steel

Solid: Spun aluminum

FRAMING

Aluminum casting

HARDWARE

Stainless steel

FINISHES

Plastisol-coated surfaces with superior AAMA 2604-05 specified Powder-coated frames.

This line can be coated in one color or you can complement the frame with the surface.
See finish options on page 85.

All solid table tops are available in Urbanscape colors on page 159.



\$1,156

▲ DS101(D)

DESIGNER

The rugged construction of the Designer series helps it hold up to the demands of everyday use. It derives much of its strength from the heavy 4" borders and 4" square framework that give it a look all its own. This series is available in our diamond and traditional patterns and is offered in an array of great color choices.

DESIGNER TABLES



\$1,181

DS101(T)

DIAMOND (D)



TRADITIONAL (T)



MODEL	DESCRIPTION	WEIGHT	PRICE	WEIGHT	PRICE
DS201	6' Table - In-ground	349 lb.	\$1,193.00	456 lb.	\$1,206.00
DS101	6' Table - Surface-mount	310 lb.	\$1,156.00	417 lb.	\$1,181.00
DS202	8' Table - In-ground	408 lb.	\$1,255.00	515 lb.	\$1,372.00
DS102	8' Table - Surface-mount	369 lb.	\$1,210.00	476 lb.	\$1,337.00
DS206	8' Table with center leg - In-ground	Not Available		557 lb.	\$1,696.00
DS106	8' Table with center leg - Surface-mount	Not Available		511 lb.	\$1,634.00
DS203	8' Snow-load table - In-ground	670 lb.	\$1,513.00	Not Available	
DS103	8' Snow-load table - Surface-mount	629 lb.	\$1,454.00	Not Available	
DS104	8' Snow-load table - Portable*	567 lb.	\$1,356.00	Not Available	
MODEL	ACCESSORIES FOR ITEMS ABOVE (PATTERN OPTIONS - NOT AVAILABLE)			WEIGHT	PRICE
QC306	Square mounting-plate covers (set of 6)			12 lb.	\$102.00

*Portable leg style similar to SG106 on page 8.

ADA-accessible

DESIGNER BENCH/PLANTER COMBOS



\$1,457

(2)-DS600(D) with (2)-DS610(D) and (1)-DS612(D)

DIAMOND (D)



TRADITIONAL (T)




MODEL	DESCRIPTION	WEIGHT	PRICE	WEIGHT	PRICE
DS600	4' Planter combo bench seat	47 lb.	\$227.00	61 lb.	\$229.00
DS601	6' Planter combo bench seat	55 lb.	\$249.00	84 lb.	\$267.00
DS602	8' Planter combo bench seat	72 lb.	\$272.00	103 lb.	\$307.00
DS610	End planter	61 lb.	\$320.00	88 lb.	\$333.00
DS611	Straight connector planter	66 lb.	\$369.00	99 lb.	\$389.00
DS612	Corner connector planter	68 lb.	\$363.00	97 lb.	\$383.00

Surface and In-ground mounts must be adequately anchored.

DESIGNER CONTINUED



DESIGNER SINGLE AND DOUBLE BENCHES



\$411
▲ DS406(D)



\$421
▲ DS305(T)

MODEL	DESCRIPTION — 30" WIDE SEATS	DIAMOND (D)		TRADITIONAL (T)	
		WEIGHT	PRICE	WEIGHT	PRICE
DS405	6' Double bench - 30" wide seats - without back - In-ground	136 lb.	\$428.00	Not Available	
DS406	6' Double bench - 30" wide seats - without back - Surface-mount	123 lb.	\$411.00	Not Available	
DS410	8' Double bench - 30" wide seats - without back - In-ground	161 lb.	\$488.00	Not Available	
DS411	8' Double bench - 30" wide seats - without back - Surface-mount	148 lb.	\$475.00	Not Available	

MODEL	ACCESSORIES FOR ITEMS ABOVE (PATTERN OPTIONS - NOT AVAILABLE)	WEIGHT	PRICE
QC302	Square mounting-plate covers (set of 2)	4 lb.	\$35.00

MODEL	DESCRIPTION — 15" WIDE SEATS	DIAMOND (D)		TRADITIONAL (T)	
		WEIGHT	PRICE	WEIGHT	PRICE
DS300	4' Single bench - 15" wide seat - without back - Portable	Not Available		93 lb.	\$383.00
DS301	4' Single bench - 15" wide seat - without back - In-ground	Not Available		106 lb.	\$339.00
DS302	4' Single bench - 15" wide seat - without back - Surface-mount	Not Available		92 lb.	\$324.00
DS305	6' Single bench - 15" wide seat - without back - Portable	87 lb.	\$398.00	116 lb.	\$421.00
DS306	6' Single bench - 15" wide seat - without back - In-ground	100 lb.	\$357.00	129 lb.	\$368.00
DS307	6' Single bench - 15" wide seat - without back - Surface-mount	86 lb.	\$346.00	115 lb.	\$377.00
DS310	8' Single bench - 15" wide seat - without back - Portable	104 lb.	\$421.00	135 lb.	\$437.00
DS311	8' Single bench - 15" wide seat - without back - In-ground	117 lb.	\$391.00	148 lb.	\$400.00
DS312	8' Single bench - 15" wide seat - without back - Surface-mount	103 lb.	\$376.00	134 lb.	\$388.00

MODEL	ACCESSORIES FOR ITEMS ABOVE (PATTERN OPTIONS - NOT AVAILABLE)	WEIGHT	PRICE
QC302	Square mounting-plate covers (set of 2)	4 lb.	\$35.00

DESIGNER BENCHES WITH BACK



\$480

DS326(T) with QC302
(Sold separately)

DIAMOND (D)



TRADITIONAL (T)



MODEL	DESCRIPTION	WEIGHT	PRICE	WEIGHT	PRICE
DS320	4' Bench with back - Portable	Not Available		107 lb.	\$425.00
DS321	4' Bench with back - In-ground	Not Available		120 lb.	\$385.00
DS322	4' Bench with back - Surface-mount	Not Available		106 lb.	\$371.00
DS325	6' Bench with back - Portable	Not Available		145 lb.	\$506.00
DS326	6' Bench with back - In-ground	Not Available		158 lb.	\$480.00
DS327	6' Bench with back - Surface-mount	Not Available		144 lb.	\$468.00
DS330	8' Bench with back - Portable	Not Available		183 lb.	\$600.00
DS331	8' Bench with back - In-ground	Not Available		196 lb.	\$563.00
DS332	8' Bench with back - Surface-mount	Not Available		182 lb.	\$555.00

MODEL	ACCESSORIES FOR ITEMS ABOVE (PATTERN OPTIONS - NOT AVAILABLE)	WEIGHT	PRICE
QC302	Square mounting-plate covers (set of 2)	4 lb.	\$35.00

Surface and In-ground mounts must be adequately anchored.

BUILD YOUR OWN DESIGNER

CHOOSE STYLE AND FRAME

BENCHES

Single: 4', 6', and 8', 15" width
 Double: 6' and 8', 30" width
 With back: 4', 6' and 8'
 Bench/Planter combos: 4', 6' and 8'

TABLES

Picnic tables: 6' and 8' Standard (benches sold with tables)
 Optional 8' tables with third center leg for added support

PLANTERS

End planter, Straight connector planter and Corner connector planter (use with Bench/Planter combo seats).

OPTIONS AND ACCESSORIES

Mounting-plate covers for Surface-mount and In-ground options.

MOUNTING OPTIONS

Portable/In-ground/Surface-mount (double-width benches not available in portable)
 See page 85 for mounting details.

SNOW-LOAD TABLES

Extreme heavy-duty design able to support 500 lb. per sq. ft.

Portable snow-load frame similar to frame on page 8.

CHOOSE MATERIALS AND FINISHES

PATTERNS

Diamond: 3/4" #9 Expanded steel mesh
 Traditional: 12-Gauge sheet steel

FRAMING

4" border on seating surfaces and table tops; 4" square tubing for In-ground or Surface-mount; Aluminum casting for portable bench leg

HARDWARE

Stainless steel

FINISHES

Plastisol-coated surfaces with superior AAMA 2604-05 specified Powder-coated frames.

This line can be coated in one color or you can complement the frame with the surface. See finish options on page 85.



SHADELAND BENCH/SHELTER COMBO

\$4,212

SH400(D) ▶



SHADELAND

On hot, sunny days, the Shadeland series offers an inviting respite—a spot to relax out of reach of the sun’s rays. Available with or without attached seating, it’s the perfect solution when a big shelter doesn’t meet your layout needs.

MODEL	DESCRIPTION	DIAMOND (D)		PERFORATED (P)	
		WEIGHT	PRICE	WEIGHT	PRICE
SH000	Shelter only	536 lb.	\$2,366.00	544 lb.	\$2,407.00
SH300	Shelter/3-seat single bench	727 lb.	\$3,372.00	756 lb.	\$3,392.00
SH400	Shelter/3-seat double bench	903 lb.	\$4,212.00	953 lb.	\$4,258.00
SH305	Shelter/6' single bench	699 lb.	\$3,298.00	730 lb.	\$3,354.00
SH405	Shelter/6' double bench	781 lb.	\$3,326.00	835 lb.	\$3,384.00
MODEL	ACCESSORIES FOR ITEMS ABOVE (PATTERN OPTIONS - NOT AVAILABLE)			WEIGHT	PRICE
AP104	Arm package with back (set of 4) – for 3-seat unit only (double quantity for double units)			14 lb.	\$140.00

SHADELAND TABLE/SHELTER COMBO


\$4,140
SH100(D)



\$3,879
SH105 (P)

DIAMOND (D)

PERFORATED (P)


MODEL	DESCRIPTION	DIAMOND (D)		PERFORATED (P)	
		WEIGHT	PRICE	WEIGHT	PRICE
SH100	46" Square table/Shelter combo	862 lb.	\$4,140.00	911 lb.	\$4,178.00
SH105	6' Table/Shelter combo	853 lb.	\$3,849.00	884 lb.	\$3,879.00

Surface and In-ground mounts must be adequately anchored.

BUILD YOUR OWN SHADELAND
CHOOSE STYLE AND FRAME
SHELTERS

- 6' long shelters
- 3-seat or 6' benches, single or double
- 46" Square table/shelter combo
- 6' table/shelter combo

OPTIONS AND ACCESSORIES

Available 3-seat bench arm packages (for double units, double the quantity ordered).

MOUNTING OPTIONS

In-ground (mounting-plate covers come standard). See page 85 for mounting details.

CHOOSE MATERIALS AND FINISHES
PATTERNS

- Diamond:** 3/4" #9 Expanded steel mesh
- Perforated:** 12-Gauge sheet steel

FRAMING

- 5" Schedule 40 aluminum pipe

HARDWARE

- Stainless steel

FINISHES

- Plastisol-coated surfaces with superior AAMA 2604-05 specified Powder-coated frames.

This line can be coated in one color or you can complement the frame with the surface. See finish options on page 85.



\$755
HR100(V) ▲

\$863
HR300(V) ▲

\$819
HR200(V) ▲
(Lids sold separately)

HERITAGE

The designs of our Heritage series benches enhance the natural beauty of outdoor areas while offering a welcome spot to relax and enjoy a natural setting. Pick the bench design that works for you: weave-pattern or mission-style, either arch-back or straight-back. Then add matching planters and receptacles, and you've got a beautiful, coordinated setting.

U For a Powder-coated finish, see the Urbanscape Yorktown collection on page 140.

HERITAGE MISSION AND WEAVE ARCH-BACK BENCHES



\$872
HR305(M) ▲



\$728
HR100(M) ▲

WEAVE (V)



MODEL	DESCRIPTION	WEIGHT	PRICE
HR300	6' Bench weave - Portable	169 lb.	\$863.00
HR100	24" x 24" Planter	129 lb.	\$755.00
HR200	Receptacle	142 lb.	\$819.00

Receptacle lid options on page 77.

MISSION (M)



MODEL	DESCRIPTION	WEIGHT	PRICE
HR305	6' Bench - Arch back - Portable	166 lb.	\$872.00
HR100	24" x 24" Planter	121 lb.	\$728.00
HR200	Receptacle	122 lb.	\$807.00

Receptacle lid options on page 77.

MODEL	ACCESSORIES FOR ITEMS ABOVE (PATTERN OPTIONS - NOT AVAILABLE)	WEIGHT	PRICE
LR310	32-Gallon receptacle liner	5 lb.	\$25.00
HR315	Surface-mount adaptor package	3 lb.	\$28.00

HERITAGE CONTINUED ▶

HERITAGE MISSION STRAIGHT-BACK BENCH



\$807
HR200(M) ▲
(Lids sold separately)



\$829
◀ HR310(M)



MODEL	DESCRIPTION	WEIGHT	PRICE
HR310	6' Bench - Straight back - Portable	161 lb.	\$829.00
HR100	24" x 24" Planter	121 lb.	\$728.00
HR200	Receptacle	122 lb.	\$807.00

Receptacle lid options on page 77.

MODEL	ACCESSORIES FOR ITEMS ABOVE (PATTERN OPTIONS - NOT AVAILABLE)	WEIGHT	PRICE
LR310	32-Gallon receptacle liner	5 lb.	\$25.00
HR315	Surface-mount adaptor package	3 lb.	\$28.00

BUILD YOUR OWN HERITAGE

CHOOSE STYLE AND FRAME

BENCHES

6' long open-weave, arch-back or straight-back bench

RECEPTACLES AND PLANTERS

24" x 24" Planter
32-Gallon receptacle
(Optional lids on page 77)

MOUNTING OPTIONS

Portable or Surface-mount with available adaptors
See page 85 for mounting details.

CHOOSE MATERIALS AND FINISHES

PATTERNS

Weave: 10-Gauge steel
Mission: 10-Gauge steel

FRAMING

2" Square aluminum tubing

HARDWARE

Stainless steel

FINISHES

Plastisol-coated surfaces with superior AAMA 2604-05 specified Powder-coated frames.

This line can be coated in one color or you can complement the frame with the surface.
See finish options on page 85.



\$1,284

▲ ES527(P)

ESTATE

The Estate series is where class meets durability. This practical and breathtaking line adds beauty to any environment. However, it's more than just a pretty face. It's built with durable Plastisol-coated bench seats. And the high-strength, aluminum-alloy, permanent-mold castings provide a superior finish and the ultimate in corrosion resistance.


U For a Powder-coated finish, see the Urbanscape Butler collection on page 94.

ESTATE CONTINUED ▶




WABASH VALLEY ESTATE (CONT.)

ESTATE BENCHES



\$926
ES520(S)



\$898
ES520(R) with ES530
(Sold separately)

DIAMOND (D)



PERFORATED (P)



RIB (R)



SLAT (S)



MODEL	DESCRIPTION	WEIGHT	PRICE	WEIGHT	PRICE	WEIGHT	PRICE	WEIGHT	PRICE
ES500	4' Bench with back	120 lb.	\$672.00	133 lb.	\$747.00	154 lb.	\$754.00	208 lb.	\$788.00
ES505	4' Bench without back	101 lb.	\$550.00	107 lb.	\$613.00	130 lb.	\$617.00	186 lb.	\$668.00
ES520	6' Bench with back	135 lb.	\$822.00	188 lb.	\$893.00	204 lb.	\$898.00	227 lb.	\$926.00
ES525	6' Bench without back	120 lb.	\$693.00	137 lb.	\$750.00	175 lb.	\$756.00	185 lb.	\$831.00
ES527	8' Bench with back	205 lb.	\$1,158.00	231 lb.	\$1,284.00	273 lb.	\$1,297.00	381 lb.	\$1,343.00
ES528	8' Bench without back	184 lb.	\$970.00	196 lb.	\$1,050.00	242 lb.	\$1,071.00	354 lb.	\$1,122.00
MODEL	ACCESSORIES FOR ITEMS ABOVE (PATTERN OPTIONS - NOT AVAILABLE)							WEIGHT	PRICE
ES530	Estate center armrest (not for use on slat-pattern or backless benches)							7 lb.	\$64.00

ESTATE BENCHES CONT.



\$672

ES500(D)

\$970

ES528(D) ▶



BUILD YOUR OWN ESTATE

CHOOSE STYLE AND FRAME

BENCHES

4', 6' and 8' long benches, available with and without backs

OPTIONS AND ACCESSORIES

Center armrests available for benches with backs (except for slat-pattern models)

MOUNTING OPTIONS

Portable/Surface-mount
See page 85 for mounting details.

CHOOSE MATERIALS AND FINISHES

PATTERNS

Diamond: $\frac{3}{4}$ " #9 Expanded steel mesh

Perforated: 12-Gauge sheet steel

Rib: 12-Gauge sheet steel

Slat: 10-Gauge sheet steel

FRAMING

Aluminum casting


HARDWARE

Stainless steel

FINISH

Plastisol-coated surfaces with superior AAMA 2604-05 specified Powder-coated frames.

This line can be coated in one color or you can complement the frame with the surface. See finish options on page 85.




\$667

CN425(P) ▲

CONTEMPORARY


Looking for a modern appearance that's both versatile and practical? You can have it all—and more—with the Contemporary series. Designed with contoured bends in the framework, these attractive benches really stand out and suit practically any setting.

 For a Powder-coated finish, see the Urbanscape Camden collection on page 97.

 For a recycled plastic finish, see the Green Valley collection on page 160.

CONTEMPORARY BENCHES—DIAMOND AND PERFORATED

\$1,135

 CN439(P) with MC103
 (Sold separately) ▲

\$673

CN420(D) ▲

MODEL	DESCRIPTION	DIAMOND (D)		PERFORATED (P)	
		WEIGHT	PRICE	WEIGHT	PRICE
CN400	4' Bench with back - Portable/Surface-mount	135 lb.	\$541.00	146 lb.	\$592.00
CN405	4' Bench without back - Portable/Surface-mount	128 lb.	\$491.00	134 lb.	\$556.00
CN410	4' Bench with back - In-ground	130 lb.	\$533.00	141 lb.	\$577.00
CN415	4' Bench without back - In-ground	130 lb.	\$485.00	136 lb.	\$541.00
CN420	6' Bench with back - Portable/Surface-mount	172 lb.	\$673.00	195 lb.	\$743.00
CN425	6' Bench without back - Portable/Surface-mount	157 lb.	\$590.00	174 lb.	\$667.00
CN430	6' Bench with back - In-ground	163 lb.	\$660.00	186 lb.	\$728.00
CN435	6' Bench without back - In-ground	159 lb.	\$579.00	176 lb.	\$649.00
CN437	8' Bench with back - Portable/Surface-mount	244 lb.	\$1,051.00	266 lb.	\$1,147.00
CN438	8' Bench without back - Portable/Surface-mount	234 lb.	\$877.00	246 lb.	\$1,002.00
CN439	8' Bench with back - In-ground	242 lb.	\$1,037.00	264 lb.	\$1,135.00
CN441	8' Bench without back - In-ground	252 lb.	\$870.00	264 lb.	\$979.00
MODEL	ACCESSORIES (PATTERN OPTIONS - NOT AVAILABLE)	WEIGHT	PRICE	WEIGHT	PRICE
CN440	Contemporary center armrest (not for use on slat-pattern or backless benches)	8 lb.	\$53.00		
MC102	Mounting-plate covers (set of 2) (for 4' and 6' In-ground options)	4 lb.	\$26.00		
MC103	Mounting-plate covers (set of 3) (for 8' In-ground options)	6 lb.	\$36.00		
MC104	Mounting-plate covers (set of 4) (for 4' and 6' Portable/Surface-mount options)	5 lb.	\$49.00		
MC106	Mounting-plate covers (set of 6) (for 8' Portable/Surface-mount options)	9 lb.	\$71.00		

Surface and In-ground mounts must be adequately anchored.

CONTEMPORARY CONTINUED ▶



WABASH VALLEY CONTEMPORARY (CONT.)

CONTEMPORARY BENCHES—RIB AND SLAT



\$839

◀ CN420(S) with MC104
(Sold separately)



\$548

◀ CN415(R)

MODEL	DESCRIPTION	RIB (R)		SLAT (S)	
		WEIGHT	PRICE	WEIGHT	PRICE
CN400	4' Bench with back - Portable/Surface-mount	169 lb.	\$599.00	223 lb.	\$690.00
CN405	4' Bench without back - Portable/Surface-mount	157 lb.	\$562.00	213 lb.	\$640.00
CN410	4' Bench with back - In-ground	164 lb.	\$582.00	218 lb.	\$671.00
CN415	4' Bench without back - In-ground	159 lb.	\$548.00	215 lb.	\$620.00
CN420	6' Bench with back - Portable/Surface-mount	235 lb.	\$748.00	254 lb.	\$839.00
CN425	6' Bench without back - Portable/Surface-mount	212 lb.	\$671.00	222 lb.	\$743.00
CN430	6' Bench with back - In-ground	226 lb.	\$732.00	245 lb.	\$817.00
CN435	6' Bench without back - In-ground	214 lb.	\$656.00	224 lb.	\$742.00
CN437	8' Bench with back - Portable/Surface-mount	312 lb.	\$1,161.00	420 lb.	\$1,340.00
CN438	8' Bench without back - Portable/Surface-mount	292 lb.	\$1,016.00	404 lb.	\$1,177.00
CN439	8' Bench with back - In-ground	310 lb.	\$1,147.00	418 lb.	\$1,305.00
CN441	8' Bench without back - In-ground	310 lb.	\$989.00	422 lb.	\$1,138.00
MODEL	ACCESSORIES (PATTERN OPTIONS - NOT AVAILABLE)			WEIGHT	PRICE
CN440	Contemporary center armrest (not for use on slat-pattern or backless benches)			8 lb.	\$53.00
MC102	Mounting-plate covers (set of 2) (for 4' and 6' In-ground options)			4 lb.	\$26.00
MC103	Mounting-plate covers (set of 3) (for 8' In-ground options)			6 lb.	\$36.00
MC104	Mounting-plate covers (set of 4) (for 4' and 6' Portable/Surface-mount options)			5 lb.	\$49.00
MC106	Mounting-plate covers (set of 6) (for 8' Portable/Surface-mount options)			9 lb.	\$71.00

Surface and In-ground mounts must be adequately anchored.

BUILD YOUR OWN CONTEMPORARY

CHOOSE STYLE AND FRAME

BENCHES

4', 6' and 8' benches, available with and without backs.

OPTIONS AND ACCESSORIES

Center armrests or two additional armrests available for benches with backs
(*except for slat-pattern models*).

Optional mounting-plate covers available

Set of 2 for 4' and 6' In-ground

Set of 3 for 8' In-ground

Set of 4 for 4' and 6' Portable/Surface-mount

Set of 6 for 8' Portable/Surface-mount

MOUNTING OPTIONS

Portable/Surface-mount or In-ground

See page 85 for mounting details.

CHOOSE MATERIALS AND FINISHES

PATTERNS

Diamond: $\frac{3}{4}$ " #9 Expanded steel mesh

Perforated: 12-Gauge sheet steel

Rib: 12-Gauge sheet steel

Slat: 10-Gauge sheet steel

FRAMING

2 $\frac{7}{8}$ " O.D. framework

HARDWARE

Stainless steel

FINISHES

Plastisol-coated surfaces with superior AAMA 2604-05 specified Powder-coated frames.

This line can be coated in one color or you can complement the frame with the surface.

See finish options on page 85.



\$1,092


CY428(R) ▲

COURTYARD

The Courtyard series is one of our most popular bench selections—and it's easy to see why. Its clean, simple lines help it complement a variety of environments—from retail dining to botanical gardens. Whether you choose a color that will blend in or pop out, your Courtyard bench will enhance your setting in countless ways.

U For a Powder-coated finish, see the Urbanscape Covington collection on page 104.

COURTYARD BENCHES—DIAMOND AND PERFORATED



\$758

◀ CY420(D)



\$843

CY420(P) with CY430
(Sold separately) ▲



\$660

CY405(P) ▲

MODEL	DESCRIPTION	DIAMOND (D)		PERFORATED (P)	
		WEIGHT	PRICE	WEIGHT	PRICE
CY400	4' Bench with back	109 lb.	\$646.00	122 lb.	\$678.00
CY405	4' Bench without back	117 lb.	\$609.00	123 lb.	\$660.00
CY420	6' Bench with back	124 lb.	\$758.00	157 lb.	\$843.00
CY425	6' Bench without back	136 lb.	\$718.00	153 lb.	\$753.00
CY427	8' Bench with back	197 lb.	\$1,084.00	223 lb.	\$1,158.00
CY428	8' Bench without back	210 lb.	\$987.00	222 lb.	\$1,093.00
MODEL	ACCESSORIES FOR ITEMS ABOVE (PATTERN OPTIONS - NOT AVAILABLE)			WEIGHT	PRICE
CY430	Courtyard center armrest (not for use on slat-pattern or backless benches)			8 lb.	\$61.00

COURTYARD CONTINUED ▶

COURTYARD (CONT.)

COURTYARD BENCHES—RIB AND SLAT



\$1,338
▲ CY427(S)



\$818
▲ CY420(R)

MODEL	DESCRIPTION	RIB (R)		SLAT (S)	
		WEIGHT	PRICE	WEIGHT	PRICE
CY400	4' Bench with back	143 lb.	\$690.00	197 lb.	\$748.00
CY405	4' Bench without back	146 lb.	\$708.00	202 lb.	\$712.00
CY420	6' Bench with back	193 lb.	\$818.00	216 lb.	\$904.00
CY425	6' Bench without back	191 lb.	\$794.00	201 lb.	\$828.00
CY427	8' Bench with back	265 lb.	\$1,206.00	373 lb.	\$1,338.00
CY428	8' Bench without back	268 lb.	\$1,092.00	380 lb.	\$1,182.00

MODEL	ACCESSORIES FOR ITEMS ABOVE (PATTERN OPTIONS - NOT AVAILABLE)	WEIGHT	PRICE
CY430	Courtyard center armrest (not for use on slat-pattern or backless benches)	8 lb.	\$61.00

BUILD YOUR OWN COURTYARD

CHOOSE STYLE AND FRAME

BENCHES

4', 6' and 8' benches, with and without backs

OPTIONS AND ACCESSORIES

Center armrests or two additional armrests available for benches with backs (except for slat-pattern models).

MOUNTING OPTIONS

Portable/Surface-mount
See page 85 for mounting details.

CHOOSE MATERIALS AND FINISHES

PATTERNS

Diamond: ¾" #9 Expanded steel mesh
Perforated: 12-Gauge sheet steel
Rib: 12-Gauge sheet steel
Slat: 10-Gauge sheet steel

FRAMING

Aluminum casting

HARDWARE

Stainless steel

FINISHES

Plastisol-coated surfaces with superior AAMA 2604-05 specified Powder-coated frames.

This line can be coated in one color or you can complement the frame with the surface. See finish options on page 85.



\$943

UP427(R) ▲

UPTOWN


Don't let it fool you. This series might seem lightweight because of its airy design, but it's just as tough and rugged as the rest of Wabash Valley's line. The same Plastisol-coated contoured bench seats used in other series make it just as dependable, while its streamlined frame design projects a contemporary, sophisticated look.

UPTOWN CONTINUED ▶



WABASH VALLEY

UPTOWN BENCHES—DIAMOND AND PERFORATED




\$565
◀ UP420(D)



\$514
UP400(P) with UP430
(Sold separately) ▶

MODEL	DESCRIPTION	DIAMOND (D)		PERFORATED (P)	
		WEIGHT	PRICE	WEIGHT	PRICE
UP400	4' Bench with arms	95 lb.	\$445.00	108 lb.	\$514.00
UP405	4' Bench without arms	92 lb.	\$406.00	105 lb.	\$485.00
UP420	6' Bench with arms	110 lb.	\$565.00	143 lb.	\$620.00
UP425	6' Bench without arms	107 lb.	\$546.00	140 lb.	\$586.00
UP427	8' Bench with arms	178 lb.	\$819.00	204 lb.	\$939.00
UP428	8' Bench without arms	172 lb.	\$768.00	198 lb.	\$893.00
MODEL	ACCESSORIES FOR ITEMS ABOVE (PATTERN OPTIONS - NOT AVAILABLE)			WEIGHT	PRICE
UP430	Uptown center armrest (not for use on slat-pattern)			8 lb.	\$45.00

UPTOWN BENCHES—RIB AND SLAT



\$589
UP425(R) ▲



\$661
UP425(S) ▲

MODEL	DESCRIPTION	RIB (R)		SLAT (S)	
		WEIGHT	PRICE	WEIGHT	PRICE
UP400	4' Bench with arms	129 lb.	\$516.00	183 lb.	\$564.00
UP405	4' Bench without arms	126 lb.	\$491.00	180 lb.	\$527.00
UP420	6' Bench with arms	179 lb.	\$624.00	202 lb.	\$697.00
UP425	6' Bench without arms	176 lb.	\$589.00	199 lb.	\$661.00
UP427	8' Bench with arms	246 lb.	\$943.00	354 lb.	\$1,039.00
UP428	8' Bench without arms	240 lb.	\$905.00	348 lb.	\$986.00
MODEL	ACCESSORIES FOR ITEMS ABOVE (PATTERN OPTIONS - NOT AVAILABLE)			WEIGHT	PRICE
UP430	Uptown center armrest (not for use on slat pattern)			8 lb.	\$45.00

BUILD YOUR OWN UPTOWN

CHOOSE STYLE AND FRAME

BENCHES

4', 6' and 8' benches, with and without arms

OPTIONS AND ACCESSORIES

Center armrests or two additional armrests available for benches with backs (except for slat-pattern models).

MOUNTING OPTIONS

Portable/Surface-mount
See page 85 for mounting details.

CHOOSE MATERIALS AND FINISHES

PATTERNS

- Diamond: 3/4" #9 Expanded steel mesh
- Perforated: 12-Gauge sheet steel
- Rib: 12-Gauge sheet steel
- Slat: 10-Gauge sheet steel

FRAMING

1 5/8" O.D. round tubing


HARDWARE

Stainless steel

FINISHES

Plastisol-coated surfaces with superior AAMA 2604-05 specified Powder-coated frames.

This line can be coated in one color or you can complement the frame with the surface. See finish options on page 85.



\$898

▲ WY420(S)

WYATT

The Wyatt collection's subtle curves and inviting shape turn an outdoor spot into an inviting place to rest. The Plastisol-coated seat with Powder-coated aluminum frame can be customized with a variety of patterns or colors, making each Wyatt bench look just as great as the outdoors, year after year.

U For a Powder-coated finish, see the Urbanscape Winchester collection on page 133.


\$696

WY400(D) ▶



\$875

WY420(R) ▶



\$1,249

WY427(P) ▶



DIAMOND (D)



PERFORATED (P)



RIB (R)



SLAT (S)



MODEL	DESCRIPTION	DIAMOND (D)		PERFORATED (P)		RIB (R)		SLAT (S)	
		WEIGHT	PRICE	WEIGHT	PRICE	WEIGHT	PRICE	WEIGHT	PRICE
WY400	4' bench with back	111 lb.	\$696.00	124 lb.	\$727.00	145 lb.	\$738.00	199 lb.	\$774.00
WY420	6' bench with back	126 lb.	\$827.00	159 lb.	\$862.00	195 lb.	\$875.00	218 lb.	\$898.00
WY427	8' bench with back	199 lb.	\$1,176.00	225 lb.	\$1,249.00	267 lb.	\$1,264.00	375 lb.	\$1,341.00

MODEL	ACCESSORIES FOR ITEMS ABOVE (PATTERN OPTIONS - NOT AVAILABLE)	WEIGHT	PRICE
WY430N	Wyatt center armrest (Not for use on slat-pattern)	7 lb.	\$65.00

BUILD YOUR OWN WYATT

CHOOSE STYLE AND FRAME

BENCHES

4', 6' and 8' benches with back

OPTIONS AND ACCESSORIES

Center armrests or two additional armrests available for benches with backs (except for slat-pattern models).

MOUNTING OPTIONS

Portable/Surface-mount
See page 85 for mounting details.

CHOOSE MATERIALS AND FINISHES

PATTERNS

Diamond: 3/4" #9 Expanded steel mesh

Perforated: 12-Gauge sheet steel

Rib: 12-Gauge sheet steel

Slat: 10-Gauge sheet steel

FRAMING

Aluminum casting

HARDWARE

Stainless steel

FINISHES

Plastisol-coated surfaces with superior AAMA 2604-05 Specified Powder-coated frames.

This line can be coated in one color or you can complement the frame with the surface. See finish options on page 85.



\$786

▲ CL506(D) with AP104
(Sold separately)

CITY LIMITS

When you want to make a lasting impression, you want the City Limits series. It's all about the image with this series, which makes itself at home in malls, courtyards, convention centers, office complexes—anywhere looks matter. With straight, concave and convex seating, back and backless options, complete circles, serpentine and semi-circles, City Limits gives you a remarkable array of stylish seating options.

CITY LIMITS STRAIGHT BENCHES


\$922

 CL321(R) with MC103 ▲
 (Sold separately)

DIAMOND (D)



PERFORATED (P)



RIB (R)



MODEL	DESCRIPTION	DIAMOND (D)		PERFORATED (P)		RIB (R)	
		WEIGHT	PRICE	WEIGHT	PRICE	WEIGHT	PRICE
CL300	Single seat with back - Surface-mount	55 lb.	\$277.00	65 lb.	\$300.00	75 lb.	\$320.00
CL301	Single seat with back - In-ground	60 lb.	\$277.00	70 lb.	\$300.00	80 lb.	\$320.00
CL305	Single seat without back - Surface-mount	52 lb.	\$240.00	60 lb.	\$282.00	69 lb.	\$300.00
CL306	Single seat without back - In-ground	57 lb.	\$240.00	65 lb.	\$282.00	74 lb.	\$300.00
CL321	3-seat with back - Surface-mount	165 lb.	\$837.00	195 lb.	\$862.00	225 lb.	\$922.00
CL322	3-seat with back - In-ground	179 lb.	\$863.00	209 lb.	\$888.00	239 lb.	\$950.00
CL326	3-seat without back - Surface-mount	156 lb.	\$679.00	180 lb.	\$799.00	207 lb.	\$862.00
CL327	3-seat without back - In-ground	170 lb.	\$707.00	194 lb.	\$827.00	221 lb.	\$888.00

MODEL	ACCESSORIES FOR ITEMS ABOVE (PATTERN OPTIONS - NOT AVAILABLE)	WEIGHT	PRICE
MC101	Mounting-plate covers (1)	2 lb.	\$14.00
MC103	Mounting-plate covers (set of 3)	6 lb.	\$36.00
AP102	Arm package with back (set of 2)	7 lb.	\$71.00
AP104	Arm package with back (set of 4)	14 lb.	\$140.00
AP202	Arm package without back (set of 2)	7 lb.	\$76.00
AP204	Arm package without back (set of 4)	14 lb.	\$147.00

Surface and In-ground mounts must be adequately anchored.

CITY LIMITS CONTINUED ▶



CITY LIMITS CONCAVE AND CONVEX BENCHES



\$765

CL416(D) with MC103 ▲
(Sold separately)

DIAMOND (D)



PERFORATED (P)



RIB (R)



MODEL	DESCRIPTION	WEIGHT	PRICE	WEIGHT	PRICE	WEIGHT	PRICE	
CL400	15° Single concave seat with back - Surface-mount	48 lb.	\$267.00	50 lb.	\$283.00	59 lb.	\$288.00	
CL401	15° Single concave seat with back - In-ground	51 lb.	\$267.00	53 lb.	\$283.00	62 lb.	\$288.00	
CL406	15° Concave seat with back - Surface-mount	153 lb.	\$784.00	159 lb.	\$845.00	186 lb.	\$858.00	
CL407	15° Concave seat with back - In-ground	163 lb.	\$812.00	169 lb.	\$872.00	196 lb.	\$885.00	
CL410	15° Single concave/convex seat without back - Surface-mount	41 lb.	\$255.00	48 lb.	\$269.00	55 lb.	\$281.00	
CL411	15° Single concave/convex seat without back - In-ground	44 lb.	\$255.00	51 lb.	\$269.00	58 lb.	\$281.00	
CL416	15° Concave/convex seat without back - Surface-mount	132 lb.	\$765.00	153 lb.	\$800.00	174 lb.	\$832.00	
CL417	15° Concave/convex seat without back - In-ground	142 lb.	\$793.00	163 lb.	\$851.00	184 lb.	\$861.00	
CL500	15° Single convex seat with back - Surface-mount	43 lb.	\$267.00	48 lb.	\$283.00	63 lb.	\$288.00	
CL501	15° Single convex seat with back - In-ground	46 lb.	\$267.00	51 lb.	\$283.00	66 lb.	\$288.00	
CL506	15° Convex seat with back - Surface-mount	138 lb.	\$786.00	153 lb.	\$846.00	198 lb.	\$858.00	
CL507	15° Convex seat with back - In-ground	148 lb.	\$814.00	163 lb.	\$872.00	208 lb.	\$888.00	
MODEL	ACCESSORIES FOR ITEMS ABOVE (PATTERN OPTIONS - NOT AVAILABLE)						WEIGHT	PRICE
MC101	Mounting-plate covers (1)						2 lb.	\$14.00
MC103	Mounting-plate covers (set of 3)						6 lb.	\$36.00
AP102	Arm package with back (set of 2)						7 lb.	\$71.00
AP104	Arm package with back (set of 4)						14 lb.	\$140.00
AP202	Arm package without back (set of 2)						7 lb.	\$76.00
AP204	Arm package without back (set of 4)						14 lb.	\$147.00

Surface and In-ground mounts must be adequately anchored.



\$283

◀ CL400(P)

BUILD YOUR OWN CITY LIMITS

CHOOSE STYLE AND FRAME

BENCHES

Straight: Single- and 3-seat, with or without backs

Concave and convex: 15-degree single-seat or 3-seat units, with or without backs

OPTIONS AND ACCESSORIES

Available with bolt-on arm packages
(Single units: set of two/3-seat units: set of four)

Mounting-plate covers available
(Single units: set of one/3-seat units: set of three)

MOUNTING OPTIONS

In-ground or Surface-mount
See page 85 for mounting details.

CHOOSE MATERIALS AND FINISHES

PATTERNS

Diamond: 3/4" #9 Expanded steel mesh

Perforated: 12-Gauge sheet steel

Rib: 12-Gauge sheet steel

FRAMING

2 7/8" O.D. round tubing

HARDWARE

Stainless steel

FINISHES

Plastisol-coated surfaces with superior AAMA 2604-05 specified Powder-coated frames.

This line can be coated in one color or you can complement the frame with the surface.
See finish options on page 85.



\$1,079

▲ SP226(D)

SPECIALTY ITEMS

Wabash Valley offers more than just tables and benches—we also create unique products that don't necessarily fit into any one series. That's why we've grouped them into our Specialty Items series, where you'll find swings, game tables, memorial benches and basket trucks, available in numerous styles, sizes and colors.

SWINGS

\$647
SP315 ▶



\$636

SP300(P) with SP315 ▲
(Sold separately)

\$281
SP310 ▶



\$582

SP300(D) with SP310 ▲
(Sold separately)

MODEL	DESCRIPTION	DIAMOND (D)		PERFORATED (P)	
		WEIGHT	PRICE	WEIGHT	PRICE
SP300	4' Swing with chain	105 lb.	\$582.00	118 lb.	\$636.00
SP305	6' Swing with chain	120 lb.	\$688.00	153 lb.	\$754.00

MODEL	DESCRIPTION	RIB (R)		SLAT (S)	
		WEIGHT	PRICE	WEIGHT	PRICE
SP300	4' Swing with chain	139 lb.	\$636.00	193 lb.	\$727.00
SP305	6' Swing with chain	189 lb.	\$754.00	212 lb.	\$831.00

MODEL	ACCESSORIES FOR ITEMS ABOVE (PATTERN OPTIONS - NOT AVAILABLE)	WEIGHT	PRICE
SP310	Round post package - In-ground (for 4' or 6' Swings)	92 lb.	\$281.00
SP315	4' Square post package - In-ground (for 4' Swings)	196 lb.	\$647.00
SP320	6' Square post package - In-ground (for 6' Swings)	220 lb.	\$690.00
QC302	Square mounting-plate covers (set of 2)	4 lb.	\$35.00
MC102	Round mounting-plate covers (set of 2)	4 lb.	\$26.00

Surface and In-ground mounts must be adequately anchored.

SPECIALTY ITEMS CONTINUED ▶



WABASH VALLEY SPECIALTY ITEMS (CONT.)

GAME TABLES

\$1,142
SP200(P)



\$1,079
SP226(D)



\$857
SP115(D)



\$809
SP120(D)



New for 2014 checkerboard insert included with table models!

Select Plastisol colors for the table top and seats and Powder-coat colors for the frame and checkerboard (2 colors for checkers) on page 85.

DIAMOND (D)



PERFORATED (P)



SPYDER® SERIES STYLE

		WEIGHT	PRICE	WEIGHT	PRICE
SP105	46" Round game table - Portable/Surface-mount	241 lb.	\$1,028.00	263 lb.	\$1,077.00
SP200	46" Round game table - In-ground	270 lb.	\$1,090.00	292 lb.	\$1,142.00
SP110	46" Square game table - Portable/Surface-mount	253 lb.	\$991.00	281 lb.	\$1,084.00
SP205	46" Square game table - In-ground	282 lb.	\$1,062.00	310 lb.	\$1,152.00

MODEL ACCESSORIES FOR ITEMS ABOVE (PATTERN OPTIONS - NOT AVAILABLE)


MODEL		WEIGHT	PRICE	WEIGHT	PRICE
MC104	Mounting-plate covers (set of 4)			5 lb.	\$49.00

SIGNATURE SERIES STYLE



		WEIGHT	PRICE	WEIGHT	PRICE
SP115	46" Round game table - Portable	200 lb.	\$857.00	222 lb.	\$917.00
SP210	46" Round game table - In-ground - 4 seat - Basic frame	247 lb.	\$1,037.00	277 lb.	\$1,107.00
SP211	46" Round game table - In-ground - 4 seat - Superior frame	270 lb.	\$1,081.00	292 lb.	\$1,157.00
SP215	46" Round game table - In-ground - 3 seat - Basic frame	225 lb.	\$938.00	243 lb.	\$971.00
SP216	46" Round game table - In-ground - 3 seat - Superior frame	228 lb.	\$1,004.00	245 lb.	\$1,029.00
SP120	46" Square game table - Portable	212 lb.	\$809.00	240 lb.	\$925.00
SP225	46" Square game table - In-ground - 4 seat - Basic frame	259 lb.	\$1,022.00	287 lb.	\$1,139.00
SP226	46" Square game table - In-ground - 4 seat - Superior frame	267 lb.	\$1,079.00	295 lb.	\$1,180.00
SP230	46" Square game table - In-ground - 3 seat - Basic frame	233 lb.	\$908.00	255 lb.	\$1,001.00
SP231	46" Square game table - In-ground - 3 seat - Superior frame	241 lb.	\$985.00	263 lb.	\$1,072.00

ADA-accessible

MEMORIAL BENCHES




\$773
SP405R



\$535
SP422P



\$890
SP400P



\$845
SP410(R)

Memorial Plaque 4" x 6" Brushed Stainless (does not include engraving)

PERFORATED (P)



RIB (R)



CONTEMPORARY® SERIES STYLE MEMORIAL BENCH

		WEIGHT	PRICE	WEIGHT	PRICE
SP405	Contemporary 6' bench with back - Portable/Surface-mount	178 lb.	\$773.00	227 lb.	\$773.00
SP406	Contemporary 6' bench with back - In-ground*	169 lb.	\$757.00	218 lb.	\$757.00

ESTATE® SERIES STYLE MEMORIAL BENCH

		WEIGHT	PRICE	WEIGHT	PRICE
SP400	Estate 6' bench with back - Portable/Surface-mount	151 lb.	\$890.00	200 lb.	\$890.00

PRESTIGE® SERIES STYLE MEMORIAL BENCH

		WEIGHT	PRICE	WEIGHT	PRICE
SP420	Prestige 6' bench with back - Portable	127 lb.	\$549.00	150 lb.	\$549.00
SP421	Prestige 6' bench with back - In-ground	123 lb.	\$535.00	146 lb.	\$535.00
SP422	Prestige 6' bench with back - Surface-mount	115 lb.	\$535.00	138 lb.	\$535.00

COURTYARD® SERIES STYLE MEMORIAL BENCH

		WEIGHT	PRICE	WEIGHT	PRICE
SP410	Courtyard 6' bench with back - Portable/Surface-mount	140 lb.	\$845.00	189 lb.	\$845.00

*Contemporary In-ground leg style shown on page 51.
Surface and In-ground mounts must be adequately anchored.

SPECIALTY ITEMS CONTINUED

SPECIALTY ITEMS (CONT.)

BASKET TRUCKS



\$773
◀ SP530

MODEL	DESCRIPTION	WEIGHT	PRICE
SP511	20-Bushel basket truck - 5" Caster	157 lb.	\$672.00
SP520	30-Bushel basket truck - 5" Caster	198 lb.	\$708.00
SP530	40-Bushel basket truck - 5" Caster	225 lb.	\$773.00

BUILD YOUR OWN SPECIALTY ITEMS

CHOOSE STYLE AND FRAME

Swings: 4' and 6' lengths - with either two-piece or one-piece square arch In-ground mount frame package

Game tables: 46" round or square; **new for 2014 checkerboard insert included;** select Plastisol colors for the table top and seats and Powder-coat colors for the frames and checkerboard (2 colors for the checkers) on page 85.

Memorial benches: 6' long with 4" x 6" brushed stainless steel plaques incorporated in backs for engraving (engraving not provided); available in Estate, Contemporary, Courtyard and Prestige split-back and seat styles.

Basket trucks: 20-, 30- or 40-bushel sizes with 5" casters; no sharp edges; does not support bacteria or fungus growth—perfect for storage.

OPTIONS AND ACCESSORIES

Mounting-plate covers available (round or square for swing In-ground posts); Optional mounting-plate covers available for Spyder-style game tables.

MOUNTING OPTIONS

Portable/In-ground/Surface-mount
See page 85 for mounting details.

CHOOSE MATERIALS AND FINISHES

PATTERNS

Diamond: 3/4" #9 Expanded steel mesh
Perforated: 12-Gauge sheet steel
Rib: 12-Gauge sheet steel
Slat: 10-Gauge sheet steel

FRAMING

2-piece swing frame: 2 7/8" O.D. tubing
1-piece swing frame: 4" x 4" square tubing

Spyder-style game table:

2 7/8" O.D. round tubing
Signature-style game table:
Portable 1 5/8" O.D. round tubing;
In-ground 4" x 4" square tubing

HARDWARE


Stainless steel

FINISHES

Plastisol-coated surfaces with superior AAMA 2604-05 specified Powder-coated frames.

This line can be coated in one color or you can complement the frame with the surface. See finish options on page 85.

Basket trucks only available in blue Plastisol.



SERPENTINE BIKE RACK

Rack Material: 2 3/8" O.D. tubing

Mounting Options: In-ground or Surface-mount

Finish Options: Powder-coated (see page 85)

Rack Dimensions: 4' 2" length; secures up to 5 bikes.

\$229
◀ BRK538S

ACCESSORIES

Complement your landscaping by accentuating it with Wabash Valley's beautiful, functional accessories. We offer a broad line of durable Plastisol-coated items, ranging from bike racks, planters and litter receptacles to ash urns and umbrellas.



\$100
BL101 ▶

BIKE LOOP

Size: 36" bike loop

Features: Plastisol-coated for ease of maintenance and to protect against scratches to bikes.

Options: Individual In-ground or Surface-mount loops can be configured in several different ways.

MODEL	DESCRIPTION	WEIGHT	PRICE
BL100	36" Bike loop - In-ground	28 lb.	\$88.00
BL101	36" Bike loop - Surface-mount	36 lb.	\$100.00
BRK538I	Bike rack - Serpentine - In-ground	43 lb.	\$186.00
BRK538S	Bike rack - Serpentine - Surface-mount	41 lb.	\$229.00

ACCESSORIES CONTINUED ▶




PLANTERS

\$397
PL200(R) ▶



\$358
◀ PL101(P)



PLANTERS

Size: 24" and 30" round or square

Options: Comes standard with molded black plastic liner

Features: Diamond, perforated, rib and slat patterns available

DIAMOND (D)



PERFORATED (P)



RIB (R)



SLAT (S)



MODEL	DESCRIPTION	DIAMOND (D)		PERFORATED (P)		RIB (R)		SLAT (S)	
		WEIGHT	PRICE	WEIGHT	PRICE	WEIGHT	PRICE	WEIGHT	PRICE
PL101	24" Dia. x 24" high	63 lb.	\$333.00	83 lb.	\$358.00	106 lb.	\$358.00	125 lb.	\$466.00
PL104	30" Dia. x 30" high	95 lb.	\$462.00	154 lb.	\$497.00	181 lb.	\$500.00	157 lb.	\$605.00
PL200	24" Square x 18" high	104 lb.	\$366.00	118 lb.	\$396.00	138 lb.	\$397.00	110 lb.	\$475.00
PL203	30" Square x 30" high	125 lb.	\$568.00	186 lb.	\$596.00	201 lb.	\$596.00	165 lb.	\$658.00

Surface and In-ground mounts must be adequately anchored.

ASH URNS/ASH TRASH UNITS AND POLE-MOUNT RECEPTACLES



\$147
AU101(R) ▲



\$161
AT100(P) ▲



\$163
LR360(D)
(Pole not included) ▲

ASH URNS/ASH TRASH UNITS

Options: Standard or Flare-top

Can be Surface-mounted or used with optional In-ground mount package.

Features: Sold standard with black ashtrays

Ash/Trash fabricated with 4 3/4" diameter hole for trash and 1 3/4" diameter galvanized collection liner.

Patterns: Diamond, perforated or rib

POLE-MOUNT RECEPTACLES

Pole-mount receptacle: Liners included. For use on any existing poles by attaching via bolting or banding (attachment hardware not included).

Patterns: Diamond

MODEL	DESCRIPTION	DIAMOND (D)		PERFORATED (P)		RIB (R)	
		WEIGHT	PRICE	WEIGHT	PRICE	WEIGHT	PRICE
AU100	Ash urn	26 lb.	\$119.00	35 lb.	\$132.00	32 lb.	\$132.00
AU101	Ash urn - Flare top	32 lb.	\$135.00	41 lb.	\$147.00	38 lb.	\$147.00
AT100	Ash/Trash	26 lb.	\$140.00	35 lb.	\$161.00	31 lb.	\$161.00
AT101	Ash/Trash - Flare top	32 lb.	\$161.00	42 lb.	\$180.00	36 lb.	\$180.00

MODEL	ACCESSORIES FOR ITEMS ABOVE (PATTERN OPTIONS - NOT AVAILABLE)	WEIGHT	PRICE
AU105	In-ground post package	10 lb.	\$44.00

MODEL	DESCRIPTION	DIAMOND (D)	
		WEIGHT	PRICE
LR360	10-Gallon pole mount (Pole not included)	28 lb.	\$163.00

Surface and In-ground mounts must be adequately anchored.

ACCESSORIES CONTINUED ▶



WABASH VALLEY ACCESSORIES (CONT.)

TAPERED, 55-GALLON AND FLARE-TOP RECEPTACLES

 <p>\$238 LR350(D) with DT100 (Sold separately) ▲</p>	 <p>\$329 LR355(P) with FT115 (Sold separately) ▲</p>	 <p>\$506 FR500(R) with FT100 (Sold separately) ▲</p>	 <p>\$381 FR400(P) with AB100 (Sold separately) ▲</p>
---	---	--	---

TAPERED AND 55-GALLON RECEPTACLES

Tapered receptacle: Liners, mounting posts and lids sold separately. See lids on page 77.

55-Gallon receptacle: Designed for use with any standard-size steel drum (not included).

Patterns: Both Tapered and 55-Gallon available in diamond, perforated also available for 55-Gallon.

FLARE-TOP RECEPTACLES

Options: Liners, lids and mounting posts available separately for use on any size. See lids on page 77.

Perforated and rib pattern 32-Gallon receptacles available with side door option.

Patterns: Diamond, perforated or rib

MODEL	DESCRIPTION	DIAMOND (D)		PERFORATED (P)	
		WEIGHT	PRICE	WEIGHT	PRICE
LR350	32-Gallon tapered receptacle	37 lb.	\$238.00	Not Available	
LR355	55-Gallon receptacle	90 lb.	\$265.00	120 lb.	\$329.00

MODEL	DESCRIPTION	DIAMOND (D)		PERFORATED (P)		RIB (R)	
		WEIGHT	PRICE	WEIGHT	PRICE	WEIGHT	PRICE
FR400	32-Gallon flare-top receptacle	77 lb.	\$316.00	102 lb.	\$381.00	123 lb.	\$381.00
FR500	32-Gallon flare-top with side door	Not Available		111 lb.	\$506.00	159 lb.	\$506.00

MODEL	ACCESSORIES FOR ITEMS ABOVE (PATTERN OPTIONS - NOT AVAILABLE)	WEIGHT	PRICE
LR310	32-Gallon receptacle liner	7 lb.	\$25.00
LR100	In-ground post package	12 lb.	\$54.00
LR105	Surface-mount post package	12 lb.	\$54.00

Surface and In-ground mounts must be adequately anchored.

STANDARD RECEPTACLES



\$308
LR300(R) with SB100
(Sold separately) ▲



\$407
LR300(S) with FT100
(Sold separately) ▲



\$443
LR305(P) with FT100
(Sold separately) ▲

STANDARD RECEPTACLES

Options: Liners, lids and mounting posts available separately for use on any size. See lids on page 77.

Perforated and rib pattern 32-Gallon receptacles available with side door option.

Patterns: Diamond, perforated, rib or slat

MODEL	DESCRIPTION	DIAMOND (D)		PERFORATED (P)	
		WEIGHT	PRICE	WEIGHT	PRICE
LR200	22-Gallon receptacle	57 lb.	\$197.00	76 lb.	\$264.00
LR300	32-Gallon receptacle	67 lb.	\$218.00	85 lb.	\$308.00
LR305	32-Gallon receptacle with side door	Not Available		111 lb.	\$443.00

MODEL	DESCRIPTION	RIB (R)		SLAT (S)	
		WEIGHT	PRICE	WEIGHT	PRICE
LR200	22-Gallon receptacle	88 lb.	\$264.00	161 lb.	\$361.00
LR300	32-Gallon receptacle	106 lb.	\$308.00	175 lb.	\$407.00
LR305	32-Gallon receptacle with side door	111 lb.	\$443.00	Not Available	

MODEL	ACCESSORIES FOR ITEMS ABOVE (PATTERN OPTIONS - NOT AVAILABLE)	WEIGHT	PRICE
LR210	22-Gallon receptacle liner	4 lb.	\$22.00
LR310	32-Gallon receptacle liner	7 lb.	\$25.00
LR100	In-ground post package	12 lb.	\$54.00
LR105	Surface-mount post package	12 lb.	\$54.00

ACCESSORIES CONTINUED ▶



RECYCLE STATION



\$1,180
 ▲ As shown: (1) LR112;
 (3) LR300D; (3) LR310;
 (2) FT107; (1) FT100;
 (1) LB101; (1) LB102;
 (1) LB103

RECYCLE STATION

Our new Recycle Station components are all sold separately allowing you flexibility in look and function.

How To Order:

1. Select a post system (LR110 or LR112)
2. Select (3) 32-Gallon receptacles (found on pages 74-75, all options except tapered LR350 can be used)
3. Select (3) lid options. The following lid options can be used: FT100, FT105, FT106, FT107, DT100, DT101, SB100 or SB105.
4. Select (3) liners (LR310 found on page 75)
5. Select recycle labels. Some of our lid options already come with labels (e.g., FT106) while others can be retrofitted with the LB100, LB101, LB102 or LB103 labels (e.g., FT107).



\$22 LB100 ▲



\$22 LB101 ▲



\$22 LB102 ▲



\$22 LB103 ▲

MODEL	DESCRIPTION	WEIGHT	PRICE
LR110	Recycle Center In-ground post system	38 lb.	\$172.00
LR112	Recycle Center Surface-mount post system	33 lb.	\$172.00
LB100	"Recycle Only" label	1 lb.	\$22.00
LB101	"Plastic Only" label	1 lb.	\$22.00
LB102	"Cans Only" label	1 lb.	\$22.00
LB103	"Paper Only" label	1 lb.	\$22.00

RECEPTACLE LID OPTIONS

\$169

FT117 ▶



\$124

FT116 ▶



\$75

FT105 ▶



\$99

AL100 ▶



RECEPTACLE LIDS

Choose from several lid options for use on all Wabash Valley receptacles. All styles will fit any of our Standard, Flare-top or Tapered receptacles. (We offer a Flat-top lid specifically for our 55-Gallon receptacle, as other lid options won't fit.) All lids come standard with heavy-duty stainless-steel aircraft cables to secure them to the receptacles.

Choose your lid and style:

Powder-coated Flat-top lids in inward or outward slope.

Bonnet lids in solid, ashtray or serving tray options.

Cast ash/trash lid.

Foam-molded plastic dome-top lid.

Flat-top recycle lid labeled "Recycle Only" with 5" diameter hole opening.

Dome-top recycle lid labeled "Recycle Only" in black with 4" diameter hole opening.



\$75 FT100 ▶



\$93 FT106 ▶



\$95 SB100 ▶



\$80 DT100 ▶



\$157 TB100 ▶



\$79 FT115 ▶



\$75 FT110 ▶



\$105 AB100 ▶



\$88 DT101 ▶




\$69 FT107 ▶

MODEL	DESCRIPTION	WEIGHT	PRICE
FT100	Flat-top lid with 8"-diameter opening - Inward slope	9 lb.	\$75.00
FT105	Flat-top lid with 8"-diameter opening - Outward slope	7 lb.	\$75.00
FT106	Flat-top recycle lid with 5"-diameter opening - Outward slope	7 lb.	\$93.00
FT107	Recycle Flat-top lid - No label with 5"-diameter opening - Outward slope	7 lb.	\$69.00
FT110	Flat-top lid with 14"-diameter opening	8 lb.	\$75.00
FT115	Flat-top lid for 55-Gallon receptacle	12 lb.	\$79.00
FT116	Flat-top with solid bonnet for 55-Gallon receptacle	16 lb.	\$124.00
FT117	Flat-top with ash bonnet for 55-Gallon receptacle	16 lb.	\$169.00
AL100	Ash/Trash lid	13 lb.	\$99.00
DT100	Dome-top lid	12 lb.	\$80.00
DT101	Dome-top recycle lid	7 lb.	\$88.00
SB100	Flat-top with solid bonnet - Inward slope	16 lb.	\$95.00
SB105	Flat-top with solid bonnet - Outward slope	14 lb.	\$95.00
AB100	Flat-top with ashtray bonnet - Inward slope	16 lb.	\$105.00
AB105	Flat-top with ashtray bonnet - Outward slope	14 lb.	\$105.00
TB100	Flat-top with tray bonnet	21 lb.	\$157.00
This lid can be ordered for use on any 32-Gallon receptacle purchased prior to 2002.			
DT200	Dome-top lid - (black color only)	10 lb.	\$86.00



\$135
UM305 ▶



\$527
◀ UM115

\$377
◀ UM110




\$322
7.5' Market Umbrella with pulley/pin lift
◀ UM107

\$377
9' Market Umbrella with pulley/pin lift
◀ UM112

UMBRELLAS

FiberBuilt umbrellas are some of the toughest on the market. They are a unique line of umbrellas that are made not only to endure weather conditions, but also to provide the consumer with quality, choice and longevity. What clearly distinguishes the FiberBuilt umbrellas are their nylon joints (yokes), spindle and end tips and their fiberglass support ribs. Unlike traditional metal and wood ribs, their fiberglass ribs are strong and resilient, bending and flexing to absorb wind without breaking or disfiguring. This durability, combined with an inherent resistance to rust and corrosion, results in umbrellas that last four to five times longer than traditional steel- or wood-ribbed umbrellas.

UMBRELLA POLE COLORS



WHITE (O)



CHAMPAGNE (E)

MARKET AND LUCAYA UMBRELLA ACRYLIC FABRICS



B728
NATURAL




B730
ANTIQUÉ BEIGE




B735
STONE GREEN



B733
FOREST GREEN



B760
TEAL



B737
YELLOW



B739
PACIFIC BLUE



B738
SAPPHIRE BLUE



B741
NAVY



C801
RED



C802
BURGUNDY



B743
WALNUT

Market Umbrella

- Quality market umbrella
- 5-year rib replacement warranty (finest available)
- Marine-grade fabric (5-year limited warranty)
- 7½' and 9' sizes
- Crank, manual lift and pulley/pin lift options
- (8) ½" fiberglass ribs
- 0.080" wall thickness
- White or Champagne pole color choices
- Wabash Valley Manufacturing recommends manual lift or pulley/pin lift umbrellas as the most durable

Lucaya Umbrella

- 9' size
- 5-year rib and pole warranty
- Marine-grade fabric (5-year limited warranty)
- One-piece .125" thickness aluminum pole 1.5" diameter
- White or Champagne pole color choices
- Push-and-pin lift mechanism
- (8) ½" fiberglass ribs
- Toughest on the market

MODEL	DESCRIPTION	WEIGHT	PRICE
UM105	7.5' FiberBuilt market umbrella - Crank Lift	15 lb.	\$322.00
UM106	7.5' FiberBuilt market umbrella - Manual Lift	15 lb.	\$322.00
UM107	7.5' Market umbrella - Pulley/Pin Lift	15 lb.	\$322.00
UM110	9' FiberBuilt market umbrella - Crank Lift	17 lb.	\$377.00
UM111	9' FiberBuilt market umbrella - Manual Lift	17 lb.	\$377.00
UM112	9' FiberBuilt market umbrella - Pulley/Pin Lift	17 lb.	\$377.00
UM115	Lucaya one-piece pole market umbrella	17 lb.	\$527.00
UM305	Market umbrella stand (for use with market umbrellas)	47 lb.	\$135.00
UMBRELLA POLE		7.5'	9' AND LUCAYA
HEIGHT		90"	96"
DIAMETER		1.5"	1.5"

Umbrellas must be secured to a table with provided "U" brace.

UMBRELLAS CONTINUED ▶



WABASH VALLEY

GARDEN AND QUICKSHIP MARKET UMBRELLAS



\$135
UM305 ▲

\$163
UM100 ▲

\$177
UM120 ▲



\$43
UM300 ▲

Garden Umbrellas

Garden umbrellas have (6) $\frac{3}{8}$ " ribs and a 0.065" wall thickness and come with a crank-lift mechanism.

- Available with both White and Champagne pole colors.
- Available in Textilene fabric—a coated mesh with approximately 80-percent sun blockage.
- Top available in solid or alternating color panels. Alternating color panel options include Blue/White; Red/White; Green/White or Yellow/White.

- Garden and QuickShip umbrellas are our economy-line umbrellas. They still encompass the same durable fiberglass ribs, but for the toughest use, we recommend our standard Market or Lucaya umbrellas (shown on page 78).


QUICKSHIP

MODELS HIGHLIGHTED IN GREEN

QuickShip Market Umbrellas

- Two-piece pole
- 9' diameter
- (8) $\frac{1}{2}$ " diameter fiberglass ribs
- 0.08" wall thickness
- Crank-lift mechanism
- Spun acrylic fabric with vents
- Eligible for QuickShip program in any QuickShip fabrics on page 81 with either White or Champagne pole color.
- 1-year warranty

UMBRELLA POLE COLORS



WHITE (O)




CHAMPAGNE (E)


GARDEN UMBRELLA TEXTILENE FABRICS




A201
WHITE




A213
VANILLA




A204
YELLOW




A211
BLACK




A212
GRAY




A209
FOREST



A207
BLUE



A210
TEAL




A205
RED


QUICKSHIP SPUN ACRYLIC FABRICS




O728
NATURAL




O730
BEIGE




O733
PACIFIC BLUE



O760
NAVY



O735
GREEN



O737
BLACK

MODEL	DESCRIPTION	WEIGHT	PRICE
UM100	7.5' FiberBuilt garden umbrella	13 lb.	\$163.00
UM120	6-Rib QuickShip market umbrella	17 lb.	\$177.00
UM300	Aluminum terrace shell (for use with garden umbrellas)	4 lb.	\$43.00
UM305	Market umbrella stand (for use with market umbrellas)	47 lb.	\$135.00
UMBRELLA POLE		GARDEN	QUICKSHIP MARKET
HEIGHT		90"	96"
DIAMETER		1.5"	1.5"

Umbrellas must be secured to a table with provided "U" brace.



\$568

TG148 ▲

TREE GRATES

Thanks to their Plastisol coating, Wabash Valley tree grates are virtually maintenance-free, never need painting and will not leaf-stain. Unlike cast iron tree grates, ours are substantially lighter, saving on installation and freight costs.

Features:

Complies with the Americans with Disabilities Act of 1990.

Backed by 5-year limited warranty – guaranteed not to crack, peel, warp or rot.

Unaffected by common acids, alkalis, salts, acid rain, sewage or sea water.

Black matte Plastisol only, specially formulated for a slip-resistant surface.

Options:

Four different sizes available in square or round shapes.

16" tree-well opening; custom opening sizes can be special-ordered to meet your needs.

Optional framing available (recommended for ease and lower installation costs).

Optional tree guards used for protection and growth support in flat-bar or round-rod styles.

Pattern: Universal

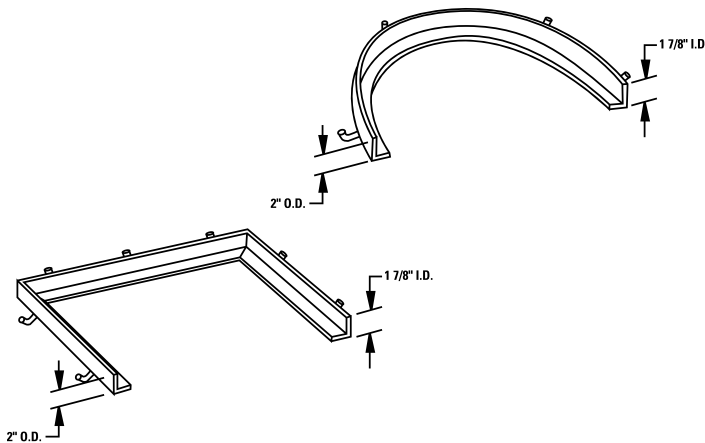
UNIVERSAL (U)



MODEL	DESCRIPTION	WEIGHT	PRICE
TG136	36" Square	80 lb.	\$389.00
TG148	48" Square	114 lb.	\$568.00
TG160	60" Square	136 lb.	\$696.00
TG172	72" Square	320 lb.	\$1,118.00
TG236	36" Round	55 lb.	\$399.00
TG248	48" Round	100 lb.	\$530.00
TG260	60" Round	130 lb.	\$675.00
TG272	72" Round	200 lb.	\$1,095.00

MODEL	ACCESSORIES FOR ITEMS ABOVE (PATTERN OPTIONS - NOT AVAILABLE)	WEIGHT	PRICE
TG111N	36" Tree grate frame - Square - One-piece	24 lb.	\$130.00
TG112N	36" Tree grate frame - Square - Two-piece	30 lb.	\$130.00
TG121N	36" Tree grate frame - Round - One-piece	31 lb.	\$125.00
TG122N	36" Tree grate frame - Round - Two-piece	33 lb.	\$125.00
TG211N	48" Tree grate frame - Square - One-piece	30 lb.	\$155.00
TG212N	48" Tree grate frame - Square - Two-piece	41 lb.	\$155.00
TG221N	48" Tree grate frame - Round - One-piece	40 lb.	\$147.00
TG222N	48" Tree grate frame - Round - Two-piece	46 lb.	\$147.00
TG311N	60" Tree grate frame - Square - One-piece	51 lb.	\$211.00
TG312N	60" Tree grate frame - Square - Two-piece	53 lb.	\$211.00
TG321N	60" Tree grate frame - Round - One-piece	45 lb.	\$195.00
TG322N	60" Tree grate frame - Round - Two-piece	53 lb.	\$195.00
TG412N	72" Tree grate frame - Square - Two-piece	63 lb.	\$275.00
TG422N	72" Tree grate frame - Round - Two-piece	50 lb.	\$275.00
TG120N	Flat bar tree guard	85 lb.	\$279.00
TG125N	Round rod tree guard	59 lb.	\$244.00

FRAMES




\$244
TG125 ▲

\$279
TG120 ▲






WABASH VALLEY










PLASTISOL COLORS / FRAME COLORS / FLAT-TOP AND BONNET LID COLORS

All tabletops, seats and bench seats are coated with 1/4" of our virtually maintenance-free Plastisol coating. Our framework is coated with a baked-on polyester dry powder. Both Plastisol and frame color options are listed below. Select any color combination (White, Orange and Vanilla options are only for framework). Colors shown here and throughout catalog are approximate only. Please call and request actual samples, if needed.

 WHITE*	 VANILLA*	 BEIGE	 GRAY	 YELLOW	 ORANGE*
 TEAL	 SLATE BLUE	 BLUE	 PURPLE	 RED	 CRANBERRY
 KELLY GREEN	 GREEN	 DARK BRONZE	 BROWN	 BLACK	*White, Vanilla and Orange are only available as frame, Flat-top lid and bonnet lid color options and are not available in Plastisol.

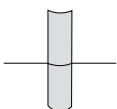
*Solid top table tops in Camino and Classic series available in all Urbanscape Powder-coat colors on page 159. For detailed specifications on Powder-coating, see page 88.

DOMELID COLORS*

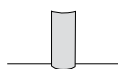
 VANILLA	 GRAY	 RED	 BROWN	 BLUE	 GREEN	 BLACK
--	---	--	--	--	--	--

*DT200 lid only available in black.

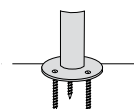
MOUNTING OPTIONS



IN-GROUND—Material is embedded deep into concrete.



PORTABLE—Mount sits on top of surface and is moveable.



SURFACE—Bolted to top of concrete surface with anchor bolts (not provided). All surface-mount holes are 1/2" diameter.



URBANSCAPE COLLECTION

NOTHING BUT THE BEST.

Urbanscape truly gives you the best of both worlds. Our commitment to distinctive design and unparalleled aesthetic appeal gives you furniture unlike anything you've seen before, backed by the manufacturing quality and excellence of Wabash Valley, just like you've always known.

Although Urbanscape's look is high-end, it isn't high-priced. Our line can fit any budget just as well as we fit into almost any landscape. So you get a head-turning look without the eye-popping costs—just one more way Urbanscape is the smarter choice.

A BETTER VALUE, BY DESIGN

You probably noticed Urbanscape furniture's design-forward approach right away. But striking looks aren't the whole story.

The real beauty of Urbanscape furniture is its durability, thanks to its tough six-step coating process. The result? A simply striking piece of outdoor furniture that will outlast the nastiest weather conditions for years—and a warranty that guarantees it. Add it up—style + reliability + service—and Urbanscape delivers the industry's best value.

MORE INFO AT YOUR FINGERTIPS

At Urbanscape, we constantly innovate and improve our products and service, adding new designs and enhancing our product lines with new items. You can always find the latest Urbanscape information and access additional helpful resources—CAD drawings, CSI specs, high-resolution images, distributor locator—whenever you want at wabashvalley.com. Or contact us toll-free at 1-800-253-8619 or via mail: Wabash Valley, 505 East Main St., Silver Lake, IN 46982.

5-YEAR WARRANTY

EXCEPTIONAL BEAUTY. UNBEATABLE GUARANTEE.

We back all our Urbanscape® products with a five-year warranty from the date of invoice, guaranteeing them to be free from defects in material and/or workmanship during this coverage period. For more details and the most updated warranty information, please visit wabashvalley.com.

GREAT SERVICE

We built our business on responsive service, because we know you've got deadlines to meet, too. So you can count on Urbanscape to meet your needs.

LOW PRICES

Urbanscape works hard to keep prices low, even though our products often are significantly better quality than the competition. Compare, and you'll see what we mean.



BETTER THAN THE REAL THING

Urbanscape's Faux-wood finish is yet another way in which we give you the best of both worlds. Underneath the surface, you get the strength, durability and reliability of our Powder-coated aluminum structure. On the outside, you get the look and beauty of real wood. All the benefits without any of the headaches—that means no rotting, no warping and no breaking. It's Faux-wood so good, you won't be able to tell the difference.

ARCHITECTURALLY DESIGNED

Somewhere deep down inside, we're all designers at heart. You want the ideal look...that perfect touch...subtle curves. Something that looks great and impresses the world.

That's why Urbanscape isn't engineered—it's architecturally designed. To develop this line, we teamed up with very talented and internationally renowned Garofalo Architects, headquartered in Chicago, and John Caldwell Design, headquartered in California. Most Urbanscape products are protected under one or more of the following patents (other patents pending): D564,802, D570,065, D570,066, D571,581S, D572,048, D572,947, D572,047 and D574,639.



SUPERB COATING PROCESS

What's responsible for the good looks and durability of all our products? Our six-step Powder-coating process. While other companies also offer Powder-coated products, our six-step process ensures the highest quality and longevity for our products.

AAMA 2604-05 SPECIFICATIONS

Our six-step Powder-coating system exceeds AAMA 2604-05 (American Architectural Manufacturers Association) test specifications—one of the highest in the industry. Our coating stood up to some of the toughest test specifications, including adhesion, abrasion resistance, chemical resistance, corrosion resistance and fade resistance, to ensure that our products will last longer than anyone else's.



1 SHOT-BLASTING TO WHITE METAL First, all of our metal is cleaned to white metal. We strip it to its purest form using our state-of-the-art shot-blast system. This process removes all the impurities from the metal, especially at the weld joints. It's more effective than traditional acid cleaning and also creates a more textured surface, allowing for better adhesion of the Powder-coat.

2 FIVE-STAGE CHEMICAL PRE-TREATMENT Next, the metal goes through a five-stage chemical pre-treatment cleaning process. It is etched, rinsed and cleaned to eliminate any residue, then it's sealed—further promoting adhesion and encouraging corrosion prevention.

3 ZINC-RICH EPOXY COATING* After the pre-treatment, a Zinc-rich epoxy Powder coating is applied to provide the highest quality of corrosion control. It works as a prime coat to protect the metal from corrosion before it receives its topcoat.

4 ZINC-RICH EPOXY COATING GEL-CURE Next, the Zinc-rich epoxy coating is cured to a gel, allowing the polyester topcoat to combine with the Zinc-rich epoxy, promoting better adhesion.

5 AAMA 2604-COMPLIANT POLYESTER TOPCOAT A polyester topcoat is then applied that's specially formulated to meet AAMA 2604 standards for fading, cracking, chalking, gloss retention, erosion resistance and chemical resistance. It ensures that our products will maintain their beauty and durability for years to come.

6 FINAL CURE Finally, the metal goes through a cure oven, which hardens the topcoat and completes the integrated bonding between the Zinc-rich epoxy and AAMA 2604-compliant polyester topcoat.

PROCESS	UrbanScape's Powder-coat	Typical Powder-coat
1 Part is shot-blasted to white metal	Yes	No
2 5-stage chemical pre-treatment system	Yes	Sometimes
3 Zinc-rich epoxy coating*	Yes	No
4 Gel cure of the Zinc-rich epoxy	Yes	No
5 A super-durable polyester topcoat	Yes	Sometimes
6 Final cure	Yes	Sometimes

*Zinc coating is not applied to aluminum-based products, as aluminum never rusts, so it doesn't require this extra step.

Test Requirements	Compliance
Salt-Spray Resistance: 3,000 hours per ASTM B 117	Yes
Weathering: Color Retention, 5-year south Florida sun, per ASTM D 2244 with a maximum 5 E change	Yes
Weathering: Chalk Resistance, 5-year south Florida sun, per ASTM D 4214 with a max rating of 8	Yes
Weathering: Gloss Retention, 5-year south Florida sun, per ASTM D 523 with a minimum of 30%	Yes
Weathering: Resistance to Erosion, 5-year south Florida sun, with less than 10% film loss	Yes
Chemical Resistance: Muriatic Acid, Mortar, Nitric Acid, Detergent and Window Cleaner	Yes
Dry Film Hardness: per ASTM D 3363 with no rupture	Yes
Adhesion: Dry Adhesion, Wet Adhesion and Boiling Water Adhesion using the crosshatch method with 0% failure	Yes

WHAT'S NEW




NEW TRASH RECEPTACLE

This brand new receptacle design offers a smart design for accommodating multiple types of recyclable items and provides all the functions most sought-after in our receptacles, including side-opening door and durable liner. We also provide stickers that can be placed on the unit to clearly indicate this as a recycle unit.



◀ TM3546C



▲ UM107 - 7.5'
UM112 - 9'

NEW UMBRELLA LIFT OPTION

You can now choose from two types of lift mechanisms for our 7.5' and 9' FiberBuilt market umbrellas – crank lift and pulley/pin lift – to make opening a breeze!

NEW BIKE RACK

We've added a new serpentine bike rack, available in In-ground and Surface-mount options, which can accommodate up to five bikes. We're giving you more options to fit the requirements of your space.



◀ BRK538S

NEW SQUARE TABLES

We've expanded some of our most popular collections to now include square tables – Carlisle, Hanna, Madison and Winchester. Square tables are offered in 36" and 42" to give you more variety in design and to better accommodate tight spaces.



MA2W32C - Madison ▶

NEW SULLIVAN COLLECTION

The Sullivan Collection offers a sensible seating solution for the cost-conscious business. The simple, slim lines are designed to complement any outdoor space without distracting patrons. You can select from a round or square table, at 36" or 42", to fit your space perfectly. Plus, the chairs are stackable for easy storage. Practicality never looked so good.



▲ SU2H38P - Sullivan round table - Mesh
SU9118P - (4) Sullivan arm chairs - Mesh



urbanscape®



\$1,134

▼ AS1119C




ASHLEY

Designed by John Caldwell Design, our Ashley collection has beautiful, looping lines and soft, dramatic curves that help make it one of the most unique places for anyone to grab a seat. Ashley gives you beauty and brawn: its unique look gives it a distinctly European feel, while its all-aluminum build means no worries about rust or corrosion.



\$1,134
▲ AS1112C

\$995
◀ TK3B33P

MODEL	DESCRIPTION 	FAUX-WOOD	WEIGHT	PRICE
AS1112C	6' Bench with back, with arms - Faux-wood - Portable/Surface-mount		115 lb.	\$1,134.00
MODEL	DESCRIPTION 	HORIZONTAL SLAT	WEIGHT	PRICE
AS1119C	6' Bench with back, with arms - Horizontal slat - Portable/Surface-mount		101 lb.	\$1,134.00
MODEL	DESCRIPTION 	SLAT	WEIGHT	PRICE
AS1113C	6' Bench with back, with arms - Slat - Portable/Surface-mount		117 lb.	\$1,221.00

BUILD YOUR OWN ASHLEY

CHOOSE STYLE AND FRAME

BENCHES

6' Bench with back

MOUNTING OPTIONS

Portable/Surface-mount

CHOOSE MATERIALS AND FINISHES

PATTERNS

Slat: Cast aluminum

Horizontal slat: Reinforced aluminum extrusion

Faux-wood: Reinforced aluminum extrusion

FRAMING

Aluminum casting

HARDWARE

Stainless steel

FINISH

Seat: Powder-coated or Faux-wood

Frame: Powder-coated

Superior AAMA 2604-05 specified Powder coating.

This line can be coated in one color or you can

complement the frame with the surface.

See finish options on page 159.



urbanscape®

\$988

BH11221 ▼



BURNS HARBOR

The simple, clean lines of the Burns Harbor collection enable these benches to blend seamlessly with a variety of environments. For seats, choose a Faux-wood finish to lend a traditional appearance, or select a Powder-coated horizontal slat finish for a sleek look. Frames are offered in an array of Powder-coating options, which means you can tailor Burns Harbor pieces to perfectly complement their setting.



\$988
BH1122S ▶



\$680
TF3D32P ◀






\$361
PF7532P ◀

\$988
BH1129S ▶



\$701
BH1429S ▶



MODEL	DESCRIPTION  HORIZONTAL SLAT	WEIGHT	PRICE
BH1129I	6' Bench with back, without arms - Horizontal slat - In-ground	135 lb.	\$988.00
BH1129S	6' Bench with back, without arms - Horizontal slat - Surface-mount	144 lb.	\$988.00
BH1429I	6' Bench without back, without arms - Horizontal slat - In-ground	109 lb.	\$701.00
BH1429S	6' Bench without back, without arms - Horizontal slat - Surface-mount	111 lb.	\$701.00
MODEL	DESCRIPTION  FAUX-WOOD	WEIGHT	PRICE
BH1122I	6' Bench with back, without arms - Faux-wood - In-ground	135 lb.	\$988.00
BH1122S	6' Bench with back, without arms - Faux-wood - Surface-mount	144 lb.	\$988.00
BH1422I	6' Bench without back, without arms - Faux-wood - In-ground	109 lb.	\$701.00
BH1422S	6' Bench without back, without arms - Faux-wood - Surface-mount	111 lb.	\$701.00

Surface and In-ground mounts must be adequately anchored.

BUILD YOUR OWN BURNS HARBOR

CHOOSE STYLE AND FRAME

BENCHES

6' Bench with and without back

MOUNTING OPTIONS

Surface-mount or In-ground
(mounting covers included with all options)

CHOOSE MATERIALS AND FINISHES

PATTERNS

Horizontal slat: Reinforced aluminum extrusion

Faux-wood: Reinforced aluminum extrusion

FRAMING

2 7/8" O.D. round tubing

HARDWARE

Stainless steel

FINISHES

Seat: Powder-coated or Faux-wood

Frame: Powder-coated

Superior AAMA 2604-05 specified Powder coating.

This line can be coated in one color or you can complement the frame with the surface.

See finish options on page 159.




\$1,055

BU1112C ▶

BUTLER

Much like the Beverly Shores collection, the Butler collection offers a classy look with decorative details in the side casting. However, the Butler collection features bolder, more masculine aesthetics, using both lines and points to create a distinctive and attractive profile that commands attention wherever it's placed.


 For Platisol version, see Estate series page 47.



\$739
▲ BU1419C



\$585
▲ BU8413C







\$840
▲ BU8119C



\$850
▲ BU8114C

BUTLER CONTINUED ▶

MODEL	DESCRIPTION  HORIZONTAL SLAT	WEIGHT	PRICE
BU8119C	4' Bench with back, with arms - Horizontal slat - Portable/Surface-mount	105 lb.	\$840.00
BU8419C	4' Bench without back - Horizontal slat - Portable/Surface-mount	71 lb.	\$612.00
BU1119C	6' Bench with back, with arms - Horizontal slat - Portable/Surface-mount	119 lb.	\$1,055.00
BU1419C	6' Bench without back - Horizontal slat - Portable/Surface-mount	90 lb.	\$739.00
MODEL	DESCRIPTION  FAUX-WOOD	WEIGHT	PRICE
BU8112C	4' Bench with back, with arms - Faux-wood - Portable/Surface-mount	114 lb.	\$840.00
BU8412C	4' Bench without back - Faux-wood - Portable/Surface-mount	77 lb.	\$612.00
BU1112C	6' Bench with back, with arms - Faux-wood - Portable/Surface-mount	119 lb.	\$1,055.00
BU1412C	6' Bench without back - Faux-wood - Portable/Surface-mount	92 lb.	\$739.00
MODEL	DESCRIPTION  SLAT	WEIGHT	PRICE
BU8113C	4' Bench with back, with arms - Slat - Portable/Surface-mount	227 lb.	\$803.00
BU8413C	4' Bench without back - Slat - Portable/Surface-mount	129 lb.	\$585.00
BU1113C	6' Bench with back, with arms - Slat - Portable/Surface-mount	227 lb.	\$1,008.00
BU1413C	6' Bench without back - Slat - Portable/Surface-mount	138 lb.	\$707.00
MODEL	DESCRIPTION  ROD	WEIGHT	PRICE
BU8114C	4' Bench with back, with arms - Rod - Portable/Surface-mount	248 lb.	\$850.00
BU8414C	4' Bench without back - Rod - Portable/Surface-mount	149 lb.	\$620.00
BU1114C	6' Bench with back, with arms - Rod - Portable/Surface-mount	248 lb.	\$1,067.00
BU1414C	6' Bench without back - Rod - Portable/Surface-mount	198 lb.	\$726.00
ACCESSORIES		WEIGHT	PRICE
BU6538N	Butler center armrest	7 lb.	\$69.00

BUILD YOUR OWN BUTLER

CHOOSE STYLE AND FRAME

BENCHES

4' and 6' Bench with or without back, with arms

OPTIONS AND ACCESSORIES

Center armrest available for benches with back (Sold separately and retrofitable)

MOUNTING OPTIONS

Portable/Surface-mount

CHOOSE MATERIALS AND FINISHES

PATTERNS

Slat: 10-Gauge sheet steel
 Horizontal slat: Reinforced aluminum extrusion
 Faux-wood: Reinforced aluminum extrusion
 Rod: ½" Round steel rod

FRAMING

Permanent-mold cast aluminum

HARDWARE

Stainless steel

FINISHES

Seat: Powder-coated or Faux-wood
 Frame: Powder-coated
 Superior AAMA 2604-05 specified Powder coating.
 This line can be coated in one color or you can complement the frame with the surface.
 See finish options on page 159.



\$701

CA111C ▲

CAMDEN

Make a bold statement with the Camden collection, which will turn heads with Powder-coated color or Faux-wood for natural ambiance. The curved bends in the benches' robust framework swoop around the back of the contoured seat, and the matching tables with attached chairs reflect similar shaping. Its versatile look makes any product from the Camden collection an attractive addition to any environment.

 For Plastisol version, see Contemporary series page 50.

 For recycled plastic version, see Green Valley page 160.

CAMDEN CONTINUED ▶

urbanscape® CAMDEN (CONT.)

\$477
TE3F31P ▼




\$334
PE7531P ◀

\$695
▲ CA1111



\$786
◀ CA1112C



\$873
◀ CA1114I



\$786
◀ CA1119C



\$1,022
◀ CA2T51C



\$2,614

CAD11DC ▲



\$2,558

CAD11BC ▲



\$1,104

CA2Q50C ▲



\$1,041

CA2P56C ▲













MODEL	DESCRIPTION	SQUARE PERFORATION	WEIGHT	PRICE
CA1111C	6' Bench with back, with arms - Square perforation - Portable/Surface-mount		188 lb.	\$701.00
CA1111I	6' Bench with back, with arms - Square perforation - In-ground		185 lb.	\$695.00
CA2P51C	46" Square table - 4 seat - Square perforation - Portable/Surface-mount		286 lb.	\$1,041.00
CA2P51I	46" Square table - 4 seat - Square perforation - In-ground		315 lb.	\$1,122.00
CA2T51C	7' Table - Square perforation - Portable/Surface-mount		314 lb.	\$1,022.00
CA2T51I	7' Table - Square perforation - In-ground		343 lb.	\$1,112.00
MODEL	DESCRIPTION	ROUND PERFORATION	WEIGHT	PRICE
CA1116C	6' Bench with back, with arms - Round perforation - Portable/Surface-mount		188 lb.	\$701.00
CA1116I	6' Bench with back, with arms - Round perforation - In-ground		185 lb.	\$695.00
CA2P56C	46" Square table - 4 seat - Round perforation - Portable/Surface-mount		294 lb.	\$1,041.00
CA2P56I	46" Square table - 4 seat - Round perforation - In-ground		323 lb.	\$1,122.00
CA2T56C	7' Table - Round perforation - Portable/Surface-mount		318 lb.	\$1,022.00
CA2T56I	7' Table - Round perforation - In-ground		347 lb.	\$1,112.00

Surface and In-ground mounts must be adequately anchored.

ADA-accessible

Umbrella compatible

CAMDEN CONTINUED ▶

MODEL	DESCRIPTION  HORIZONTAL SLAT	WEIGHT	PRICE
CA1119C	6' Bench with back, with arms - Horizontal slat - Portable/Surface-mount	152 lb.	\$786.00
CA1119I	6' Bench with back, with arms - Horizontal slat - In-ground	149 lb.	\$781.00
CAD11FC	42" Round table - Horizontal slat tabletop and seats - Portable/Surface-mount 	301 lb.	\$2,438.00
MODEL	DESCRIPTION  FAUX-WOOD	WEIGHT	PRICE
CA1112C	6' Bench with back, with arms - Faux-wood - Portable/Surface-mount	152 lb.	\$786.00
CA1112I	6' Bench with back, with arms - Faux-wood - In-ground	149 lb.	\$781.00
CAD11EC	42" Round table - Faux-wood tabletop and seats - Portable/Surface-mount 	301 lb.	\$2,438.00
MODEL	DESCRIPTION  ROD	WEIGHT	PRICE
CA1114C	6' Bench with back, with arms - Rod - Portable/Surface-mount	315 lb.	\$878.00
CA1114I	6' Bench with back, with arms - Rod - In-ground	312 lb.	\$873.00
MODEL	DESCRIPTION  SOLID	WEIGHT	PRICE
CAD110C	42" Round table - Solid tabletop/Square perforation seats - Portable/Surface-mount 	315 lb.	\$2,371.00
CAD11AC	42" Round table - Solid tabletop/Round perforation seats - Portable/Surface-mount 	315 lb.	\$2,371.00
CAD11BC	42" Round table - Solid tabletop/Faux-wood seats - Portable/Surface-mount 	244 lb.	\$2,558.00
CAD11CC	42" Round table - Solid tabletop/Horizontal slat seats - Portable/Surface-mount 	244 lb.	\$2,558.00
CAD11DC	42" Round table - Solid tabletop/Rod seats - Portable/Surface-mount 	403 lb.	\$2,614.00
CA2Q50C	42" Round table - Solid tabletop/Round perforation seats - Portable/Surface-mount 	229 lb.	\$1,104.00
CA2Q50I	42" Round table - Solid tabletop/Round perforation seats - In-ground 	258 lb.	\$1,179.00

 Umbrella compatible

BUILD YOUR OWN CAMDEN

CHOOSE STYLE AND FRAME

BENCHES

6' Bench with arms

TABLES

Round: 42"

Square: 46"

Picnic: 7' length

CHAIRS

Chairs/Benches on tables attached
(not sold separately and cannot be purchased individually).

MOUNTING OPTIONS

Benches: Portable/Surface-mount or In-ground (mounting covers included with all options).

46" Square tables: Portable/Surface-mount or In-ground (mounting covers included with all options).

42" Round tables: Portable/Surface-mount with included adaptor.

CHOOSE MATERIALS AND FINISHES

PATTERNS – Benches/Chairs

Square perforated: 12-Gauge sheet steel

Round perforated: 12-Gauge sheet steel

Faux-wood: Reinforced aluminum extrusion

Horizontal slat: Reinforced aluminum extrusion

Rod: ½" Round steel rod

42" Round table benches: Cast aluminum

PATTERNS – Tabletop

Faux-wood: Reinforced aluminum extrusion

Horizontal slat: Reinforced aluminum extrusion

Solid: Spun aluminum

(Solid-top table can have Faux-wood, horizontal slat, Square perforated, Round perforated or rod chairs only. Faux-wood-top table can have Faux-wood chairs only and slat-top table can have horizontal slat chairs only.)

FRAMING – Benches

2 7/8" O.D. round tubing

FRAMING – Tables

42" Round tables:

2 3/8" 13-Gauge steel tubing

46" Square and 7' Picnic tables:

2 7/8" O.D. round tubing

HARDWARE

Stainless steel

FINISHES

Tabletops/Seats: Powder-coated or Faux-wood

Frames: Powder-coated

Superior AAMA 2604-05 specified Powder coating. This line can be coated in one color or you can complement the frame with the surface.

See finish options on page 159.



urbanscape®



CARLISLE COLLECTION



\$336

CR9112P ▲

CARLISLE

The sleek, streamlined curves of the Carlisle collection seem almost aerodynamic, giving it a post-modern appearance with an elegant twist. Slender, tapering legs add to the Carlisle's graceful contemporary feel and keep the overall lines light and uncluttered. And with the range of choices, you can coordinate a range of functional needs.

CARLISLE CONTINUED ▶

urbanscape® CARLISLE (CONT.)



\$135
UM305N ▲



\$572
UMC532N ▶

\$589
CR2H32C ▼

\$336
CR9112P ▶



\$394
▼ CRB112P



\$336
▼ CR9112P

\$600
CRAI32C ▲

\$562
CR2I37C ▲








NEW
FOR URBANSCAPE















\$589
CR2W39C ▲



\$336
CR9119C ▲



MODEL	DESCRIPTION  FAUX-WOOD		WEIGHT	PRICE
CR2I32C	36" Round table - Faux-wood - Portable/Surface-mount		61 lb.	\$531.00
CR2H32C	42" Round table - Faux-wood - Portable/Surface-mount		67 lb.	\$589.00
CR2G32C 	48" Round table - Faux-wood - Portable/Surface-mount		76 lb.	\$696.00
CR2V32C	36" Square table - Faux-wood - Portable/Surface-mount		67 lb.	\$531.00
CR2W32C	42" Square table - Faux-wood - Portable/Surface-mount		72 lb.	\$589.00
CRAI32C	36" Round bar table - Faux-wood - Portable/Surface-mount		68 lb.	\$600.00
CR9I12P	Chair - Faux-wood - Portable		43 lb.	\$336.00
CRB112P	Bar chair - Faux-wood - Portable		55 lb.	\$394.00

MODEL	DESCRIPTION  HORIZONTAL SLAT		WEIGHT	PRICE
CR2I33C	36" Round table - Horizontal slat - Portable/Surface-mount		61 lb.	\$531.00
CR2H33C	42" Round table - Horizontal slat - Portable/Surface-mount		65 lb.	\$589.00
CR2G33C 	48" Round table - Horizontal slat - Portable/Surface-mount		78 lb.	\$696.00
CR2V39C	36" Square table - Horizontal slat - Portable/Surface-mount		67 lb.	\$531.00
CR2W39C	42" Square table - Horizontal slat - Portable/Surface-mount		72 lb.	\$589.00
CRAI33C	36" Round bar table - Horizontal slat - Portable/Surface-mount		68 lb.	\$600.00
CR9I19P	Chair - Horizontal slat - Portable		43 lb.	\$336.00
CRB119P	Bar chair - Horizontal slat - Portable		55 lb.	\$394.00

MODEL	DESCRIPTION  SOLID		WEIGHT	PRICE
CR2I37C	36" Round table - Solid - Portable/Surface-mount		59 lb.	\$562.00
CR2H37C	42" Round table - Solid - Portable/Surface-mount		63 lb.	\$624.00
CR2G37C 	48" Round table - Solid - Portable/Surface-mount		81 lb.	\$746.00
CRAI37C	36" Round bar table - Solid - Portable/Surface-mount		66 lb.	\$647.00

-  ADA-accessible
-  Umbrella compatible

BUILD YOUR OWN CARLISLE

CHOOSE STYLE AND FRAME

TABLES

- 36", 42" and 48" Round table
- 36" Round bar table
- 36" and 42" Square table

CHAIRS

- Dining and Bar chairs
- (Sold separately, can be purchased individually)

MOUNTING OPTIONS

- Tables/Benches: Portable/Surface-mount
- Chairs: Portable

CHOOSE MATERIALS AND FINISHES

PATTERNS – Benches/Chairs

- Horizontal slat: Reinforced aluminum extrusion
- Faux-wood: Reinforced aluminum extrusion

PATTERNS – Tabletops

- Horizontal slat: Reinforced aluminum extrusion
- Faux-wood: Reinforced aluminum extrusion
- Solid: Spun aluminum

FRAMING

- Aluminum casting

HARDWARE

- Stainless steel

FINISHES

- Tabletops/Seats: Powder-coated or Faux-wood
- Frames: Powder-coated
- Superior AAMA 2604-05 specified Powder coating.
- This line can be coated in one color or you can complement the frame with the surface.
- See finish options on page 159.



urbanscape®


\$740

▼ CO111C



COVINGTON

With the Covington collection, we've moved beyond the basics—without being too overpowering. The smooth cast aluminum design, along with the contoured seat, gives it a simple appearance that still exudes elegance.

 For Platisol version, see Courtyard series page 54.



\$849
CO1114C


\$721
TE3F34P



\$392
PE7534P



\$697
CO8419C





\$795
CO1116C



















\$1,171
CO0412C



\$1,242
CO0116C

MODEL	DESCRIPTION  SQUARE PERFORATION	WEIGHT	PRICE
CO8111C	4' Bench with back, with arms - Square perforation - Portable/Surface-mount	132 lb.	\$664.00
CO8411C	4' Bench without back, with arms - Square perforation - Portable/Surface-mount	154 lb.	\$577.00
CO1111C	6' Bench with back, with arms - Square perforation - Portable/Surface-mount	137 lb.	\$740.00
CO1411C	6' Bench without back, with arms - Square perforation - Portable/Surface-mount	158 lb.	\$665.00
COJ111C	6' Memorial bench with back, with arms - Square perforation - Portable/Surface-mount	137 lb.	\$795.00
CO0111C	8' Bench with back, with arms - Square perforation - Portable/Surface-mount	242 lb.	\$1,242.00
CO0411C	8' Bench without back, with arms - Square perforation - Portable/Surface-mount	278 lb.	\$989.00
MODEL	DESCRIPTION  FAUX-WOOD	WEIGHT	PRICE
CO8112C	4' Bench with back, with arms - Faux-wood - Portable/Surface-mount	91 lb.	\$791.00
CO8412C	4' Bench without back, with arms - Faux-wood - Portable/Surface-mount	92 lb.	\$697.00
CO1112C	6' Bench with back, with arms - Faux-wood - Portable/Surface-mount	108 lb.	\$893.00
CO1412C	6' Bench without back, with arms - Faux-wood - Portable/Surface-mount	107 lb.	\$804.00
CO0112C	8' Bench with back, with arms - Faux-wood - Portable/Surface-mount	160 lb.	\$1,455.00
CO0412C	8' Bench without back, with arms - Faux-wood - Portable/Surface-mount	154 lb.	\$1,171.00

COVINGTON CONTINUED 

MODEL	DESCRIPTION      SLAT	WEIGHT	PRICE
CO8113C	4' Bench with back, with arms – Slat – Portable/Surface-mount	137 lb.	\$710.00
CO8413C	4' Bench without back, with arms – Slat – Portable/Surface-mount	144 lb.	\$605.00
CO1113C	6' Bench with back, with arms – Slat – Portable/Surface-mount	142 lb.	\$791.00
CO1413C	6' Bench without back, with arms – Slat – Portable/Surface-mount	153 lb.	\$697.00
CO0113C	8' Bench with back, with arms – Slat – Portable/Surface-mount	252 lb.	\$1,302.00
CO0413C	8' Bench without back, with arms – Slat – Portable/Surface-mount	258 lb.	\$1,017.00
MODEL	DESCRIPTION    ROD	WEIGHT	PRICE
CO8114C	4' Bench with back, with arms – Rod – Portable/Surface-mount	167 lb.	\$762.00
CO8414C	4' Bench without back, with arms – Rod – Portable/Surface-mount	164 lb.	\$661.00
CO1114C	6' Bench with back, with arms – Rod – Portable/Surface-mount	197 lb.	\$849.00
CO1414C	6' Bench without back, with arms – Rod – Portable/Surface-mount	213 lb.	\$763.00
CO0114C	8' Bench with back, with arms – Rod – Portable/Surface-mount	312 lb.	\$1,423.00
CO0414C	8' Bench without back, with arms – Rod – Portable/Surface-mount	298 lb.	\$1,112.00
MODEL	DESCRIPTION      ROUND PERFORATION	WEIGHT	PRICE
CO8116C	4' Bench with back, with arms – Round perforation – Portable/Surface-mount	132 lb.	\$664.00
CO8416C	4' Bench without back, with arms – Round perforation – Portable/Surface-mount	154 lb.	\$577.00
CO1116C	6' Bench with back, with arms – Round perforation – Portable/Surface-mount	137 lb.	\$740.00
CO1416C	6' Bench without back, with arms – Round perforation – Portable/Surface-mount	158 lb.	\$665.00
COJ116C	6' Memorial bench with back, with arms – Round perforation – Portable/Surface-mount	137 lb.	\$795.00
CO0116C	8' Bench with back, with arms – Round perforation – Portable/Surface-mount	242 lb.	\$1,242.00
CO0416C	8' Bench without back, with arms – Round perforation – Portable/Surface-mount	286 lb.	\$989.00
MODEL	DESCRIPTION    HORIZONTAL SLAT	WEIGHT	PRICE
CO8119C	4' Bench with back, with arms – Horizontal slat – Portable/Surface-mount	91 lb.	\$791.00
CO8419C	4' Bench without back, with arms – Horizontal slat – Portable/Surface-mount	86 lb.	\$697.00
CO1119C	6' Bench with back, with arms – Horizontal slat – Portable/Surface-mount	108 lb.	\$893.00
CO1419C	6' Bench without back, with arms – Horizontal slat – Portable/Surface-mount	104 lb.	\$804.00
CO0119C	8' Bench with back, with arms – Horizontal slat – Portable/Surface-mount	160 lb.	\$1,455.00
CO0419C	8' Bench without back, with arms – Horizontal slat – Portable/Surface-mount	142 lb.	\$1,171.00
ACCESSORIES		WEIGHT	PRICE
CO6538N	Covington center armrest	10 lb.	\$83.00

BUILD YOUR OWN COVINGTON

CHOOSE STYLE AND FRAME

BENCHES

4', 6' and 8' Bench with or without back
6' Memorial bench (square and round perforation only)

OPTIONS AND ACCESSORIES

Center armrest available
(Sold separately and retrofitable)

MOUNTING OPTIONS

Portable/Surface-mount

Memorial benches: 6' long with 4" x 6" brushed stainless steel plaques incorporated in backs for engraving (engraving not provided).

CHOOSE MATERIALS AND FINISHES

MATERIALS

Square perforated:
12-Gauge sheet steel
Round perforated:
12-Gauge sheet steel
Faux-wood: Reinforced aluminum extrusion
Rod: ½" Round steel rod
Slat: 10-Gauge steel slats

Horizontal slat: Reinforced aluminum extrusion

FRAMING

Permanent-mold cast aluminum

HARDWARE

Stainless steel

FINISHES

Seats: Powder-coated or Faux-wood
Frames: Powder-coated
Superior AAMA 2604-05 specified
Powder coating. This line can be coated in one color or you can complement the frame with the surface. See finish options on page 159.



urbanscape®



DEWART COLLECTION




\$901

DE1113C ▲

DEWART

It's in the side profile that the design elements can be seen and appreciated in the Dewart collection. Intersecting lines, defined edges and varying widths and thicknesses combine to produce a bold and striking appearance. These benches truly stand out in any environment.

DEWART CONTINUED ▶



\$821

DE111C



\$665

DE1413C



\$901

DE1113C





\$1,057

TJ3B43P

\$632

PJ7533P

MODEL	DESCRIPTION  SQUARE PERFORATION	WEIGHT	PRICE
DE1111C	6' Bench with back, with arms - Square perforation - Portable/Surface-mount	170 lb.	\$821.00
DE1411C	6' Bench without back, with arms - Square perforation - Portable/Surface-mount	101 lb.	\$595.00
MODEL	DESCRIPTION  SLAT	WEIGHT	PRICE
DE1113C	6' Bench with back, with arms - Slat - Portable/Surface-mount	153 lb.	\$901.00
DE1413C	6' Bench without back, with arms - Slat - Portable/Surface-mount	114 lb.	\$665.00

BUILD YOUR OWN DEWART

CHOOSE STYLE AND FRAME

BENCHES

6' Bench with or without back, with arms

MOUNTING OPTIONS

Portable/Surface-mount

CHOOSE MATERIALS AND FINISHES

PATTERNS

Square perforation: 12-Gauge sheet steel
Slat: 10-Gauge steel slat

FRAMING

Permanent-mold cast aluminum

HARDWARE

Stainless steel

FINISHES

Powder-coated surfaces and frame.
Superior AAMA 2604-05 specified Powder coating.
This line can be coated in one color or you can complement the frame with the surface.
See finish options on page 159.



urbanscape®



GENEVA COLLECTION

\$920

GE1124I



GENEVA

We decided to stray from the ordinary with the Geneva collection. It cascades and flows from one end to the other, giving the illusion that the collection is in motion. The leg design portrays a very open concept, which accentuates the steel-rod seat.

GENEVA CONTINUED ▶

GENEVA (CONT.)

\$392
PE7534P ▶



\$721
TE3F34P ◀


\$503
GE1424S ◀



\$920
GE1124I ◀



\$503
GE1424S ◀

MODEL	DESCRIPTION  ROD	WEIGHT	PRICE
GE1124I	6' Bench with back, without arms - Rod - In-ground	334 lb.	\$920.00
GE1124S	6' Bench with back, without arms - Rod - Surface-mount	312 lb.	\$909.00
GE1424I	6' Bench without back, without arms - Rod - In-ground	156 lb.	\$524.00
GE1424S	6' Bench without back, without arms - Rod - Surface-mount	146 lb.	\$503.00

Surface and In-ground mounts must be adequately anchored.

BUILD YOUR OWN GENEVA

CHOOSE STYLE AND FRAME

BENCH STYLE

6' Bench with or without back, without arms

MOUNTING OPTIONS

Surface-mount or In-ground
(mounting covers included with all options)

CHOOSE MATERIALS AND FINISHES

PATTERNS

Rod: ½" Round steel rod

FRAMING

4" O.D. round tubing

FINISHES

Powder-coated surfaces and frame.
Superior AAMA 2604-05 specified Powder coating.
This line can be coated in one color or you can complement the frame with the surface.
See finish options on page 159.



\$141
◀ HA911AP



\$131
◀ HA9110P



\$167
HA9113P ▶



HANNA

The clean lines and classic style of the Hanna collection and newly redesigned chair offer a stylish and comfortable spot for dining or relaxing. Available in an array of colors to make any space feel cozy, the Powder-coated aluminum chair frames keep the Hanna collection's traditional shape looking brand-new for years to come.

For Plastisol version, see Camino series page 29.

HANNA CONTINUED ▶

urbanscape[®] HANNA (CONT.)



NEW
FOR URBANSCAPE

\$141
◀ HA911AP

\$474
HA2V39C ▲



\$167
HA9113P ▶

\$562
HA2H39C ▲



\$141
HA911AP ▲

\$562
HA2H39C ▲



\$131
HA9110P

\$501
HA2I37C ▲

MODEL	CHAIRS		WEIGHT	PRICE
HA9110P	Arm chair - Black Polyethylene Weave Back & Seat Insert		11 lb.	\$131.00
HA911AP	Arm chair - Large Square Back & Seat Insert		11 lb.	\$141.00
HA9113P	Arm chair - Slat - Portable Polypropylene Slat Back & Seat Insert		11 lb.	\$167.00
MODEL	DESCRIPTION	SQUARE PERFORATION	WEIGHT	PRICE
HA2I31C	36" Round table - Square perforation - Portable/Surface-mount		71 lb.	\$419.00
HA2H31C	42" Round table - Square perforation - Portable/Surface-mount		76 lb.	\$459.00
HA2G31C	48" Round table - Square perforation - Portable/Surface-mount		88 lb.	\$549.00
MODEL	DESCRIPTION	HORIZONTAL SLAT	WEIGHT	PRICE
HA2I39C	36" Round table - Horizontal slat - Portable/Surface-mount		61 lb.	\$474.00
HA2H39C	42" Round table - Horizontal slat - Portable/Surface-mount		65 lb.	\$562.00
HA2G39C	48" Round table - Horizontal slat - Portable/Surface-mount		78 lb.	\$625.00
HA2V39C	36" Square table - Horizontal slat - Portable/Surface-mount		67 lb.	\$474.00
HA2W39C	42" Square table - Horizontal slat - Portable/Surface-mount		72 lb.	\$562.00
MODEL	DESCRIPTION	SOLID	WEIGHT	PRICE
HA2I37C	36" Round table - Solid - Portable/Surface-mount		59 lb.	\$501.00
HA2H37C	42" Round table - Solid - Portable/Surface-mount		63 lb.	\$581.00
HA2G37C	48" Round table - Solid - Portable/Surface-mount		81 lb.	\$654.00

ADA-accessible

Umbrella compatible

BUILD YOUR OWN HANNA

CHOOSE STYLE AND FRAME

TABLES

36", 42" or 48" Round
36" or 42" Square

CHAIRS

Sold separately, can be purchased individually, stackable

MOUNTING OPTIONS

Chairs: Portable
Tables: Portable/Surface-mount

CHOOSE MATERIALS AND FINISHES

PATTERNS – Chairs

Slat polypropylene:
Polypropylene back and seat insert (black)
Weave Polyethylene:
Polyethylene back and seat insert (black)
Square Perforation:
Aluminum

PATTERNS – Tabletop

Solid: Spun aluminum
Horizontal slat:
Reinforced aluminum extrusion
Square perforation: 12-gauge sheet steel

FRAMING

Table: Aluminum casting
Chair: Aluminum tubing

HARDWARE


Stainless steel

FINISHES

Powder-coated surfaces and frame.
Superior AAMA 2604-05 specified Powder coating. This line can be coated in one color or you can complement the frame with the surface.
See finish options on page 159.



urbanscape®



\$560

◀ KE1422S

KENTLAND

You can't go wrong with a classic—which is why the Kentland collection takes its styling cues from traditional wood-slat benches and tables. Whether you choose the Faux-wood finish or opt for the new Powder-coated horizontal slat design, the simplicity of Kentland benches and tables offers timeless appeal without the worries of rotting, warping or cracking.









\$1,828
▲ KE2539S



\$1,828
▲ KE2532S



\$560
▲ KE1429S

MODEL	DESCRIPTION  FAUX-WOOD	WEIGHT	PRICE
KE1422I	7' Bench without back, without arms - Faux-wood - In-ground	83 lb.	\$585.00
KE1422S	7' Bench without back, without arms - Faux-wood - Surface-mount	77 lb.	\$560.00
KE2532I 	7' Table with benches - Faux-wood - In-ground	304 lb.	\$1,863.00
KE2532S 	7' Table with benches - Faux-wood - Surface-mount	294 lb.	\$1,828.00
MODEL	DESCRIPTION  HORIZONTAL SLAT	WEIGHT	PRICE
KE1429I	7' Bench without back, without arms - Horizontal slat - In-ground	92 lb.	\$585.00
KE1429S	7' Bench without back, without arms - Horizontal slat - Surface-mount	86 lb.	\$560.00
KE2539I 	7' Table with benches - Horizontal slat - In-ground	322 lb.	\$1,863.00
KE2539S 	7' Table with benches - Horizontal slat - Surface-mount	312 lb.	\$1,828.00

Surface and In-ground mounts must be adequately anchored.

 ADA-accessible

BUILD YOUR OWN KENTLAND

CHOOSE STYLE AND FRAME

BENCHES

7' Bench without back or arms

TABLES

7' Table

MOUNTING OPTIONS

Surface-mount or In-ground
(mounting covers included
with all options)

CHOOSE MATERIALS AND FINISHES

MATERIAL

Faux-wood: Reinforced aluminum extrusion

Horizontal slat: Reinforced aluminum extrusion

FRAMING

4" Square tubing

HARDWARE

Stainless steel

FINISHES

Tabletops/Seats: Powder-coated or Faux-wood

Frames: Powder-coated Superior AAMA 2604-05

specified Powder coating. This line can be coated in one color or you can complement the frame with the surface. See finish options on page 159.



urbanscape®

\$260

▼ MA9512C



MADISON

The Madison collection exudes style with curving lines that flow smoothly and gracefully throughout the frame. Distinctive curls at the ends of the armrests express a delicate and elegant appearance. Its striking design allows it to stand out in any setting, and the available Faux-wood finish makes a bold statement.

 For Platisol version, see Classic series page 34.



\$572
UMC532N ▲

\$540
MA2H37C ▼



\$260
MA9512C ▲



\$379
MA2J37C ▲

\$260
MA9513C ▲

\$135
UM305N ▶



NEW
FOR URBANSCAPE

\$503
MA2W39C ▲

\$260
MA9513C ▲



\$522
MA2G32C ▲

\$260
MA9512C ▲



NEW
FOR URBANSCAPE

\$503
MA2H39C ▲



\$421
MA2I32C ▲







NEW
FOR URBANSCAPE







\$503
MA2W32C ▲









\$550
MA2G37C ▲

MADISON CONTINUED ▶

MODEL	DESCRIPTION  SOLID		WEIGHT	PRICE
MA2J37C	30" Round table - Solid - Portable/Surface-mount		53 lb.	\$379.00
MA2I37C	36" Round table - Solid - Portable/Surface-mount		60 lb.	\$444.00
MA2H37C	42" Round table - Solid - Portable/Surface-mount		66 lb.	\$540.00
MA2G37C	48" Round table - Solid - Portable/Surface-mount		64 lb.	\$550.00

MODEL	DESCRIPTION  FAUX-WOOD		WEIGHT	PRICE
MA2I32C	36" Round table - Faux-wood - Portable/Surface-mount		68 lb.	\$421.00
MA2H32C	42" Round table - Faux-wood - Portable/Surface-mount		76 lb.	\$503.00
MA2G32C	48" Round table - Faux-wood - Portable/Surface-mount		81 lb.	\$522.00
MA2V32C	36" Square table - Faux-wood - Portable/Surface-mount		73 lb.	\$421.00
MA2W32C	42" Square table - Faux-wood - Portable/Surface-mount		81 lb.	\$503.00
MA9512C	Chair - Faux-wood - Portable/Surface-mount		40 lb.	\$260.00

MODEL	DESCRIPTION  HORIZONTAL SLAT		WEIGHT	PRICE
MA2I39C	36" Round table - Horizontal slat - Portable/Surface-mount		68 lb.	\$421.00
MA2H39C	42" Round table - Horizontal slat - Portable/Surface-mount		76 lb.	\$503.00
MA2G39C	48" Round table - Horizontal slat - Portable/Surface-mount		81 lb.	\$522.00
MA2V39C	36" Square table - Horizontal slat - Portable/Surface-mount		73 lb.	\$421.00
MA2W39C	42" Square table - Horizontal slat - Portable/Surface-mount		81 lb.	\$503.00
MA9513C	Chair - Slat - Portable/Surface-mount		40 lb.	\$260.00

 Umbrella compatible

BUILD YOUR OWN MADISON

CHOOSE STYLE AND FRAME

TABLES

30", 36", 42" or 48" Round
36" or 42" Square

CHAIRS

Sold separately, can be purchased individually

MOUNTING OPTIONS

Portable/Surface-mount

CHOOSE MATERIALS AND FINISHES

PATTERNS – Chairs

Slat: 10-Gauge sheet steel
Faux-wood: Cast aluminum

PATTERNS – Tabletop

Solid: Spun aluminum
Faux-wood: Reinforced aluminum extrusion
Horizontal Slat: Reinforced aluminum extrusion

FRAMING

Aluminum casting

HARDWARE

Stainless steel

FINISH

Tabletops/Seats: Powder-coated or Faux-wood
Frames: Powder-coated
Superior AAMA 2604-05 specified Powder coating.
This line can be coated in one color or you can complement the frame with the surface.
See finish options on page 159.



\$1,065


OX1112C ▼



OXFORD




Designed by John Caldwell Design, the breathtaking curvature and vertical lines of the Oxford collection recall the majesty of a cascading wave. Even while seated on an Oxford bench, everything in the line makes one think it's in a constant flowing state. And, just like our Ashley collection, everything in our Oxford line is made entirely from aluminum, meaning it's completely protected from rust and corrosion.

OXFORD CONTINUED ▶



\$1,162
▲ OX1113C



MODEL	DESCRIPTION  FAUX-WOOD	WEIGHT	PRICE
OX1112C	6' Bench with back, with arms - Faux-wood - Portable/Surface-mount	136 lb.	\$1,065.00
MODEL	DESCRIPTION  SLAT	WEIGHT	PRICE
OX1113C	6' Bench with back, with arms - Slat - Portable/Surface-mount	136 lb.	\$1,162.00
MODEL	DESCRIPTION  HORIZONTAL SLAT	WEIGHT	PRICE
OX1119C	6' Bench with back, with arms - Horizontal slat - Portable/Surface-mount	117 lb.	\$1,065.00

BUILD YOUR OWN OXFORD

CHOOSE STYLE AND FRAME

BENCHES

6' Bench with back

MOUNTING OPTIONS

Portable/Surface-mount

CHOOSE MATERIALS AND FINISHES

PATTERNS

Slat: Cast aluminum

Horizontal slat: Reinforced aluminum extrusion

Faux-wood: Reinforced aluminum extrusion

FRAMING

Aluminum casting

HARDWARE

Stainless steel

FINISHES

Tabletops/Seats: Powder-coated or Faux-wood

Frames: Powder-coated

Superior AAMA 2604-05 specified Powder coating.

This line can be coated in one color or you can complement the frame with the surface.

See finish options on page 159.




\$507


PO1126P ▶

PORTAGE

The clean, basic design and product breadth of our new Portage collection means this line has something for just about any space and any need. It incorporates a simple yet fun design combining a round- or square-perforated look with rolled edging, creating a soft and welcoming appearance.


While the look may be soft, its build quality is anything but. Underneath the Portage collection's clean and streamlined appearance is Urbanscape's strong and rigid all-steel framework, topped off with our revolutionary Powder-coating process. Add it up, and the Portage gives you a simple design adaptable to a wide variety of environments, with unbeatable durability and quality.

 For Plastisol version, see Prestige series page 22.




\$489


PO1121S



\$296

PO1426S

MODEL	DESCRIPTION  SQUARE PERFORATION	WEIGHT	PRICE
PO1121I	6' Bench with back - Square perforation - In-ground	79 lb.	\$489.00
PO1121P	6' Bench with back - Square perforation - Portable	78 lb.	\$507.00
PO1121S	6' Bench with back - Square perforation - Surface-mount	69 lb.	\$489.00
PO1421I	6' Bench without back - Square perforation - In-ground	44 lb.	\$296.00
PO1421S	6' Bench without back - Square perforation - Surface-mount	34 lb.	\$296.00
PO0121I	8' Bench with back - Square perforation - In-ground	125 lb.	\$549.00
PO0121P	8' Bench with back - Square perforation - Portable	127 lb.	\$563.00
PO0121S	8' Bench with back - Square perforation - Surface-mount	115 lb.	\$549.00
PO0421I	8' Bench without back - Square perforation - In-ground	67 lb.	\$316.00
PO0421S	8' Bench without back - Square perforation - Surface-mount	57 lb.	\$316.00

MODEL	DESCRIPTION  ROUND PERFORATION	WEIGHT	PRICE
PO1126I	6' Bench with back - Round perforation - In-ground	81 lb.	\$489.00
PO1126P	6' Bench with back - Round perforation - Portable	80 lb.	\$507.00
PO1126S	6' Bench with back - Round perforation - Surface-mount	71 lb.	\$489.00
PO1426I	6' Bench without back - Round perforation - In-ground	45 lb.	\$296.00
PO1426S	6' Bench without back - Round perforation - Surface-mount	35 lb.	\$296.00
PO0126I	8' Bench with back - Round perforation - In-ground	125 lb.	\$549.00
PO0126P	8' Bench with back - Round perforation - Portable	127 lb.	\$563.00
PO0126S	8' Bench with back - Round perforation - Surface-mount	115 lb.	\$549.00
PO0426I	8' Bench without back - Round perforation - In-ground	67 lb.	\$316.00
PO0426S	8' Bench without back - Round perforation - Surface-mount	57 lb.	\$316.00

Surface and In-ground mounts must be adequately anchored.

PORTAGE CONTINUED 

urbanscape® PORTAGE (CONT.)



\$1,879

PODHA6C ▲



\$1,492

PODF6C ▲ ♿



\$1,002

▲ PODHC6C



\$1,064





















PODH50C ▲























\$1,523


POFH5AC ▲



MODEL	DESCRIPTION 	SOLID TOP/SQUARE PERFORATION	WEIGHT	PRICE
PODH71C 	42" Round table with attached chairs - 3 seat - Surface-mount - Solid top and Square perforation seats		187 lb.	\$994.00
PODH50C	42" Round table with attached chairs - 4 seat - Portable/Surface-mount - Solid top and Square perforation seats		220 lb.	\$1,064.00
PODH81C 	42" Round table with attached chairs - 4 seat - Surface-mount - Solid top and Square perforation seats		238 lb.	\$1,213.00
PODH91C	42" Round table with attached chairs - 5 seat - Portable/Surface-mount - Solid top and Square perforation seats		272 lb.	\$1,613.00
PODH01C 	42" Round table with attached chairs - 5 seat - Surface-mount - Solid top and Square perforation seats		289 lb.	\$1,700.00
PODHA1C	42" Round table with attached chairs - 6 seat - Portable/Surface-mount - Solid top and Square perforation seats		323 lb.	\$1,879.00
PODHB1C 	42" Round table with attached seating without back - 3 seat - Surface-mount - Solid top and Square perforation seats		171 lb.	\$893.00
PODHC1C	42" Round table with attached seating without back - 4 seat - Portable/Surface-mount - Solid top and Square perforation seats		198 lb.	\$1,002.00
PODHD1C 	42" Round table with attached seating without back - 4 seat - Surface-mount - Solid top and Square perforation seats		216 lb.	\$1,069.00
PODHE1C	42" Round table with attached seating without back - 5 seat - Portable/Surface-mount - Solid top and Square perforation seats		245 lb.	\$1,408.00
PODHF1C 	42" Round table with attached seating without back - 5 seat - Surface-mount - Solid top and Square perforation seats		262 lb.	\$1,492.00
PODHG1C	42" Round table with attached seating without back - 6 seat - Portable/Surface-mount - Solid top and Square perforation seats		290 lb.	\$1,622.00
POFH50C	42" Round bar table with attached chairs - 4 seat - Portable/Surface-mount - Solid top with Square perforation seats		277 lb.	\$1,523.00

MODEL	DESCRIPTION 	SOLID TOP/ROUND PERFORATION	WEIGHT	PRICE
PODH76C 	42" Round table with attached chairs - 3 seat - Surface-mount - Solid top and Round perforation seats		187 lb.	\$994.00
PODH5AC	42" Round table with attached chairs - 4 seat - Portable/Surface-mount - Solid top with Round perforation seats		220 lb.	\$1,064.00
PODH86C 	42" Round table with attached chairs - 4 seat - Surface-mount - Solid top and Round perforation seats		238 lb.	\$1,213.00
PODH96C	42" Round table with attached chairs - 5 seat - Portable/Surface-mount - Solid top and Round perforation seats		272 lb.	\$1,613.00
PODH06C 	42" Round table with attached chairs - 5 seat - Surface-mount - Solid top and Round perforation seats		289 lb.	\$1,700.00
PODHA6C	42" Round table with attached chairs - 6 seat - Portable/Surface-mount - Solid top and Round perforation seats		323 lb.	\$1,879.00
PODHB6C 	42" Round table with attached seating without back - 3 seat - Surface-mount - Solid top and Round perforation seats		171 lb.	\$893.00
PODHC6C	42" Round table with attached seating without back - 4 seat - Portable/Surface-mount - Solid top and Round perforation seats		198 lb.	\$1,002.00
PODHD6C 	42" Round table with attached seating without back - 4 seat - Surface-mount - Solid top and Round perforation seats		216 lb.	\$1,069.00
PODHE6C	42" Round table with attached seating without back - 5 seat - Portable/Surface-mount - Solid top and Round perforation seats		245 lb.	\$1,408.00
PODHF6C 	42" Round table with attached seating without back - 5 seat - Surface-mount - Solid top and Round perforation seats		262 lb.	\$1,492.00
PODHG6C	42" Round table with attached seating without back - 6 seat - Portable/Surface-mount - Solid top and Round perforation seats		290 lb.	\$1,622.00
POFH5AC	42" Round bar table with attached chairs - 4 seat - Portable/Surface-mount - Solid top with Round perforation seats		277 lb.	\$1,523.00

Surface and In-ground mounts must be adequately anchored.

 Denotes tables manufactured specifically for ADA accessibility. Tables are manufactured with the stated number of seats plus one space for wheelchair accessibility. All ADA tables must be secured down (surface mount adapters included).

 Umbrella compatible

PORTAGE CONTINUED 



\$918

PODN31C ▲



\$1,239

PODP56I ▲



\$1,097








PODP61I ▲










\$958

PODP51C ▲



MODEL	DESCRIPTION 	SQUARE PERFORATION		WEIGHT	PRICE
PODN31C	6' Picnic table - Square perforation - Portable/Surface-mount			198 lb.	\$918.00
PODO31C	8' Picnic table - Square perforation - Portable/Surface-mount			272 lb.	\$1,141.00
PODP51I	46" Square table - 4 seat - Square perforation - In-ground			309 lb.	\$1,239.00
PODP61I	 46" Square table - 3 seat - Square perforation - In-ground			267 lb.	\$1,097.00
PODP51C	46" Square table - 4 seat - Square perforation - Portable/Surface-mount			244 lb.	\$958.00

MODEL	DESCRIPTION 	ROUND PERFORATION		WEIGHT	PRICE
PODN36C	6' Picnic table - Round perforation - Portable/Surface-mount			202 lb.	\$918.00
PODO36C	8' Picnic table - Round perforation - Portable/Surface-mount			275 lb.	\$1,141.00
PODP56I	46" Square table - 4 seat - Round perforation - In-ground			317 lb.	\$1,239.00
PODP66I	 46" Square table - 3 seat - Round perforation - In-ground			274 lb.	\$1,097.00
PODP56C	46" Square table - 4 seat - Round perforation - Portable/Surface-mount			252 lb.	\$958.00

Surface and In-ground mounts must be adequately anchored.

 ADA-accessible

 Umbrella compatible

BUILD YOUR OWN PORTAGE

CHOOSE STYLE AND FRAME

BENCHES

6' or 8' Bench with or without back

TABLES

42" Round with multiple seating options or 42" Round bar table, 46" 3-seat square table, 46" 4-seat square table, 6' or 8' Picnic table

CHAIRS

Chairs and tables attached

(not sold separately and cannot be purchased individually)

MOUNTING OPTIONS

Benches with back: Portable/Surface-mount or In-ground (mounting covers included with Surface-mount and In-ground options).

All attached chair ADA table options (3-seat, 4-seat and 5-seat) must be surface mounted down. Mounting adapters included.

Benches without back: Surface-mount or In-ground (mounting covers included with all options).

42" Round or 42" Round bar table: Portable/Surface-mount with included adaptor.

46" Square table: Portable/Surface-mount or In-ground (mounting covers included with Surface-mount and In-ground options); 3-seat option only available as In-ground (mounting covers included).

6' or 8' Picnic table: Portable/Surface-mount with included adaptor.

CHOOSE MATERIALS AND FINISHES

PATTERNS – Bench/Chairs

Round perforated: 12-Gauge sheet steel

Square perforated: 12-Gauge sheet steel

PATTERNS – Tabletop

Round perforated: 12-Gauge sheet steel

Square perforated: 12-Gauge sheet steel

Solid: Spun aluminum

FRAMING – Benches/Chairs

2 3/8" O.D. tubing

FRAMING – Tables

42" Round, 42" Round bar table, 6' or 8' Picnic table: 2 3/8" tubing

Table – 46" Square table:

Portable/Surface-mount:

1 5/8" O.D. round tubing

HARDWARE

Stainless steel

FINISHES

Powder-coated surfaces and frame.

Superior AAMA 2604-05 specified Powder coating. This line can be coated in one color or you can complement the frame with the surface.

See finish options on page 159.



urbanscape®

\$1,234

▼ R0112C



ROCKPORT

Designed to showcase the contrast between seating surface and structure, the Rockport collection features arms and legs that boldly wrap around the seat and back, giving the impression of being pinned into place. Choose a Faux-wood seat finish for a textural contrast, or accentuate with different colors of Powder coating instead. Either way, the Rockport's contemporary designs give you an artful approach to functional seating.



\$1,832
RO3F32C

\$1,323
RO7532C

\$1,234
RO1112C



\$1,234
RO1119C



\$947
RO1412P





\$1,630
RO0112C



\$1,333
RO0419C

ROCKPORT CONTINUED

MODEL	DESCRIPTION  FAUX-WOOD	WEIGHT	PRICE
RO1112C	6' Bench with back, with arms - Faux-wood - Portable/Surface-mount	158 lb.	\$1,234.00
RO1412P	6' Bench without back, with arms - Faux-wood - Portable	156 lb.	\$947.00
RO1412S	6' Bench without back, with arms - Faux-wood - Surface-mount	123 lb.	\$930.00
RO0112C	8' Bench with back, with arms - Faux-wood - Portable/Surface-mount	235 lb.	\$1,630.00
RO0412C	8' Bench without back, with arms - Faux-wood - Portable/Surface-mount	175 lb.	\$1,333.00
RO3F32C	Receptacle with liner and Flat-top lid - Faux-wood - Portable/Surface-mount	183 lb.	\$1,832.00
RO7532C	Planter - Faux-wood - Portable/Surface-mount	146 lb.	\$1,323.00
MODEL	DESCRIPTION  HORIZONTAL SLAT	WEIGHT	PRICE
RO1119C	6' Bench with back, with arms - Horizontal slat - Portable/Surface-mount	158 lb.	\$1,234.00
RO1419P	6' Bench without back, with arms - Horizontal slat - Portable	156 lb.	\$947.00
RO1419S	6' Bench without back, with arms - Horizontal slat - Surface-mount	123 lb.	\$930.00
RO0119C	8' Bench with back, with arms - Horizontal slat - Portable/Surface-mount	235 lb.	\$1,630.00
RO0419C	8' Bench without back, with arms - Horizontal slat - Portable/Surface-mount	175 lb.	\$1,333.00
RO3F39C	Receptacle with liner and Flat-top lid - Horizontal slat - Portable/Surface-mount	183 lb.	\$1,832.00
RO7539C	Planter - Horizontal slat - Portable/Surface-mount	146 lb.	\$1,323.00

Surface and In-ground mounts must be adequately anchored.

BUILD YOUR OWN ROCKPORT

CHOOSE STYLE AND FRAME

BENCHES

6' or 8' Bench with or without back, with arms
(8' units have center, continuous armrest)

MOUNTING OPTIONS

6' Bench with back: Portable/Surface-mount
6' Bench without back: Portable or Surface-mount
8' Bench: Portable/Surface-mount

CHOOSE MATERIALS AND FINISHES

PATTERNS

Horizontal slat: Reinforced aluminum extrusion
Faux-wood: Reinforced aluminum extrusion

FRAMING

Permanent-mold cast aluminum

HARDWARE

Stainless steel

FINISHES

Seats: Powder-coated or Faux-wood
Frames: Powder-coated
Superior AAMA 2604-05 specified Powder coating.
This line can be coated in one color or you can complement the frame with the surface.
See finish options on page 159.



urbanscape®



SULLIVAN COLLECTION

NEW
FOR URBANSCAPE



\$82

SU9118P



\$188

SU2H38P



SULLIVAN


The Sullivan Collection offers a sensible seating solution for the cost-conscious business. The simple, slim lines are designed to complement any outdoor space without distracting patrons. You can select from a round or square table, at 36" or 42", to fit your space perfectly. Plus, the chairs are stackable for easy storage. Practicality never looked so good.

SULLIVAN CONTINUED



\$188
SU2W38P ▲

\$82
▲ SU9118P

MODEL	DESCRIPTION  MESH	WEIGHT	PRICE
SU9118P	Arm chair - Mesh	11 lb.	\$82.00
SU2I38P	36" Round table - Mesh - Portable	25 lb.	\$162.00
SU2H38P	42" Round table - Mesh - Portable	28 lb.	\$188.00
SU2V38P	36" Square table - Mesh - Portable	27 lb.	\$162.00
SU2W38P	42" Square table - Mesh - Portable	31 lb.	\$188.00

BUILD YOUR OWN SULLIVAN

CHOOSE STYLE AND FRAME

TABLES

36" or 42" Round
36" or 42" Square

CHAIRS

Sold separately, can be purchased individually, stackable

MOUNTING OPTIONS

Portable

CHOOSE MATERIALS AND FINISHES

PATTERN – CHAIRS

Steel Mesh

PATTERN – TABLETOPS

Steel Mesh

FRAMING – CHAIRS/TABLES

Steel Tubing

HARDWARE

Stainless steel

FINISHES

Tabletops/Seats: Powder-coated

Frames: Powder-coated

Superior AAMA 2604-05 specified Powder coating.

See finish options on page 159.




\$816

W1114C ▶



WINCHESTER

It's the small details and subtle refinement that give the Winchester collection its strong visual appeal. The graceful curves of the bench and chair frames are echoed in the matching tables' cambered legs. The result is a modern-looking line that complements a wide variety of settings.

 For Plastisol version, see Wyatt series page 60.

WINCHESTER CONTINUED ▶

urbanscape® WINCHESTER (CONT.)



\$636
TG3F33P ▲

\$686
▲ WI1113C



\$361
▲ PG7533P



\$556
▲ WI8116C



\$556
▲ WI8111C



\$667
▲ WIJ116C



\$1,204
▲ WI0112C



\$572
UMC532N ▶

\$389
WI9112C ▼

\$542
WI2H32C ▼



\$389
WI9112C ▼

\$525
WI2I37C ▲

\$135
UM305N ▶







\$389
WI9112C ▼



\$542
WI2W32C ▲












\$389
WI9119C ▼


\$542
WI2H33C ▲

MODEL	DESCRIPTION  FAUX WOOD	WEIGHT	PRICE
WI8112C	4' Bench with back, with arms - Faux-wood - Portable/Surface-mount	75 lb.	\$673.00
WI1112C	6' Bench with back, with arms - Faux-wood - Portable/Surface-mount	92 lb.	\$762.00
WI0112C	8' Bench with back, with arms - Faux-wood - Portable/Surface-mount	144 lb.	\$1,204.00
WI2I32C	36" Round table - Faux-wood - Portable/Surface-mount	58 lb.	\$487.00
WI2H32C	42" Round table - Faux-wood - Portable/Surface-mount	64 lb.	\$542.00
WI2G32C 	48" Round table - Faux-wood - Portable/Surface-mount	73 lb.	\$650.00
WI2V32C	36" Square table - Faux-wood - Portable/Surface-mount	64 lb.	\$487.00
WI2W32C	42" Square table - Faux-wood - Portable/Surface-mount	69 lb.	\$542.00
WI9112C	Chair - Faux-wood - Portable/Surface-mount	44 lb.	\$389.00
MODEL	DESCRIPTION  HORIZONTAL SLAT	WEIGHT	PRICE
WI8119C	4' Bench with back, with arms - Horizontal slat - Portable/Surface-mount	75 lb.	\$673.00
WI1119C	6' Bench with back, with arms - Horizontal slat - Portable/Surface-mount	92 lb.	\$762.00
WI0119C	8' Bench with back, with arms - Horizontal slat - Portable/Surface-mount	144 lb.	\$1,204.00
WI2I33C	36" Round table - Horizontal slat - Portable/Surface-mount	58 lb.	\$487.00
WI2H33C	42" Round table - Horizontal slat - Portable/Surface-mount	62 lb.	\$542.00
WI2G33C 	48" Round table - Horizontal slat - Portable/Surface-mount	75 lb.	\$650.00
WI2V39C	36" Square table - Horizontal slat - Portable/Surface-mount	64 lb.	\$487.00
WI2W39C	42" Square table - Horizontal slat - Portable/Surface-mount	69 lb.	\$542.00
WI9119C	Chair - Horizontal slat - Portable/Surface-mount	44 lb.	\$389.00

-  ADA-accessible
-  Umbrella compatible

WINCHESTER CONTINUED ▶

MODEL	DESCRIPTION  SQUARE PERFORATION	WEIGHT	PRICE
WI8111C	4' Bench with back, with arms – Square perforation – Portable/Surface-mount	116 lb.	\$556.00
WI1111C	6' Bench with back, with arms – Square perforation – Portable/Surface-mount	121 lb.	\$613.00
WIJ111C	6' Memorial bench – Square perforation – Portable/Surface-mount	121 lb.	\$667.00
WI0111C	8' Bench with back, with arms – Square perforation – Portable/Surface-mount	226 lb.	\$981.00
MODEL	DESCRIPTION  SLAT	WEIGHT	PRICE
WI8113C	4' Bench with back, with arms – Slat – Portable/Surface-mount	121 lb.	\$609.00
WI1113C	6' Bench with back, with arms – Slat – Portable/Surface-mount	126 lb.	\$686.00
WI0113C	8' Bench with back, with arms – Slat – Portable/Surface-mount	236 lb.	\$1,112.00
MODEL	DESCRIPTION  ROD	WEIGHT	PRICE
WI8114C	4' Bench with back, with arms – Rod – Portable/Surface-mount	151 lb.	\$743.00
WI1114C	6' Bench with back, with arms – Rod – Portable/Surface-mount	181 lb.	\$816.00
WI0114C	8' Bench with back, with arms – Rod – Portable/Surface-mount	296 lb.	\$1,308.00
MODEL	DESCRIPTION  ROUND PERFORATION	WEIGHT	PRICE
WI8116C	4' Bench with back, with arms – Round perforation – Portable/Surface-mount	116 lb.	\$556.00
WI1116C	6' Bench with back, with arms – Round perforation – Portable/Surface-mount	121 lb.	\$613.00
WIJ116C	6' Memorial bench – Round perforation – Portable/Surface-mount	121 lb.	\$667.00
WI0116C	8' Bench with back, with arms – Round perforation – Portable/Surface-mount	226 lb.	\$981.00
MODEL	DESCRIPTION  SOLID	WEIGHT	PRICE
WI2I37C	36" Round table – Solid – Portable/Surface-mount 	56 lb.	\$525.00
WI2H37C	42" Round table – Solid – Portable/Surface-mount 	60 lb.	\$679.00
WI2G37C	 48" Round table – Solid – Portable/Surface-mount 	78 lb.	\$700.00
ACCESSORIES		WEIGHT	PRICE
WI6538N	Winchester center armrest	10 lb.	\$77.00

 ADA-accessible

 Umbrella compatible

BUILD YOUR OWN WINCHESTER

CHOOSE STYLE AND FRAME

BENCHES

4' and 6' Bench with back, with arms
Center armrest available (sold separately and retrofitable) 6' Memorial bench (square and round perforation only)

Memorial benches: 6' long with 4" x 6" brushed stainless steel plaques incorporated in backs for engraving (engraving not provided).

TABLES

36", 42" or 48" Round
36" or 42" Square

CHAIRS

Sold separately, can be purchased individually

MOUNTING OPTIONS

Portable/Surface-mount

CHOOSE MATERIALS AND FINISHES

PATTERNS – Benches

Round perforated: 12-Gauge sheet steel
Square perforated: 12-Gauge sheet steel
Rod: ½" Round steel rod
Faux-wood: Reinforced aluminum extrusion
Slat: 10-Gauge sheet steel
Horizontal slat: Reinforced aluminum extrusion

Faux-wood: Reinforced aluminum extrusion

PATTERNS – Tabletops

Horizontal slat: Reinforced aluminum extrusion
Solid: Spun aluminum
Faux-wood: Reinforced aluminum extrusion

HARDWARE

Stainless steel

FINISHES

Tabletops/Seats: Powder-coated or Faux-wood
Frames: Powder-coated
Superior AAMA 2604-05 specified Powder coating. This line can be coated in one color or you can complement the frame with the surface. See finish options on page 159.

PATTERNS – Chairs

Horizontal slat: Reinforced aluminum extrusion

FRAMING

Permanent-mold cast aluminum



\$1,008

WO112S ▶

WOODRIDGE

The Woodridge collection offers a more sculptural interpretation of traditional benches. The expressive, one-piece legs and arms draw the eye, and they're available in a variety of finish options—either Faux-wood or standard Powder-coated—to further accentuate their shapes. These beautiful, soft-angled forms cradle the seat and back in a graceful curve, lending a visually playful and welcoming effect.

WOODRIDGE CONTINUED ▶



\$1,008
▲ W0112S

\$705
W03F32P ▼



\$473
▲ W07532P





\$1,008
◀ W01119S



\$945
◀ W01419S



MODEL	DESCRIPTION  FAUX-WOOD	WEIGHT	PRICE
WO1112S	6' Bench with back, with arms - Faux-wood - Surface-mount	140 lb.	\$1,008.00
WO1412S	6' Bench without back, with arms - Faux-wood - Surface-mount	124 lb.	\$945.00
WO3A32I	Receptacle with liner and Ash bonnet lid - Faux-wood - In-ground	92 lb.	\$919.00
WO3A32P	Receptacle with liner and Ash bonnet lid - Faux-wood - Portable	79 lb.	\$859.00
WO3A32S	Receptacle with liner and Ash bonnet lid - Faux-wood - Surface-mount	92 lb.	\$919.00
WO3B32I	Receptacle with liner and Bonnet lid - Faux-wood - In-ground	91 lb.	\$882.00
WO3B32P	Receptacle with liner and Bonnet lid - Faux-wood - Portable	78 lb.	\$825.00
WO3B32S	Receptacle with liner and Bonnet lid - Faux-wood - Surface-mount	91 lb.	\$882.00
WO3F32I	Receptacle with liner and Flat-top lid - Faux-wood - In-ground	89 lb.	\$764.00
WO3F32P	Receptacle with liner and Flat-top lid - Faux-wood - Portable	77 lb.	\$705.00
WO3F32S	Receptacle with liner and Flat-top lid - Faux-wood - Surface-mount	89 lb.	\$764.00
WO7532P	Planter - Faux-wood - Portable	50 lb.	\$473.00

MODEL	DESCRIPTION  HORIZONTAL SLAT	WEIGHT	PRICE
WO1119S	6' Bench with back, with arms - Horizontal slat - Surface-mount	140 lb.	\$1,008.00
WO1419S	6' Bench without back, with arms - Horizontal slat - Surface-mount	124 lb.	\$945.00
WO3A39I	Receptacle with liner and Ash bonnet lid - Horizontal slat - In-ground	92 lb.	\$919.00
WO3A39P	Receptacle with liner and Ash bonnet lid - Horizontal slat - Portable	79 lb.	\$859.00
WO3A39S	Receptacle with liner and Ash bonnet lid - Horizontal slat - Surface-mount	92 lb.	\$919.00
WO3B39I	Receptacle with liner and Bonnet lid - Horizontal slat - In-ground	91 lb.	\$882.00
WO3B39P	Receptacle with liner and Bonnet lid - Horizontal slat - Portable	78 lb.	\$825.00
WO3B39S	Receptacle with liner and Bonnet lid - Horizontal slat - Surface-mount	91 lb.	\$882.00
WO3F39I	Receptacle with liner and Flat-top lid - Horizontal slat - In-ground	89 lb.	\$764.00
WO3F39P	Receptacle with liner and Flat-top lid - Horizontal slat - Portable	77 lb.	\$705.00
WO3F39S	Receptacle with liner and Flat-top lid - Horizontal slat - Surface-mount	89 lb.	\$764.00
WO7539P	Planter - Horizontal slat - Portable	50 lb.	\$473.00

Surface and In-ground mounts must be adequately anchored.

BUILD YOUR OWN WOODRIDGE

CHOOSE STYLE AND FRAME

BENCHES

6' Bench with or without back, with arms

MOUNTING OPTIONS

Surface-mount

CHOOSE MATERIALS AND FINISHES

PATTERNS

Faux-wood: Reinforced aluminum extrusion

Horizontal slat: Reinforced aluminum extrusion

FRAMING

Permanent-mold cast aluminum

HARDWARE

Stainless steel

FINISHES

Tabletops/Seats: Powder-coated or Faux-wood

Frames: Powder-coated

Superior AAMA 2604-05 specified Powder coating.

This line can be coated in one color or you can

complement the frame with the surface.

See finish options on page 159.




\$756

YO1312C

YORKTOWN

The contemporary design and Faux-wood finishing of the Yorktown collection refine the look of the traditional wood bench while helping it blend in with almost any outdoor setting. In addition to the Faux-wood finishes, this collection is also available in standard Powder-coated finishes, giving you the ability to customize the benches to meet your needs.

The Yorktown collection is all about choices, with plenty of alluring options to help you create a truly unique environment. The Yorktown offers multiple captivating bench-style designs—available in three different lengths—as well as beautiful chair options. And, you can complement the seating with stylish round, rectangular, square or coffee tables.

 For Plastisol version, see Heritage collection page 44.



ARCHBACK AND CHIPPENDALE BENCHES

\$787
YO3F32C



\$706
YO1212C



\$574
YO7532C



\$1,073
YO0313C

MODEL	DESCRIPTION	FAUX-WOOD	WEIGHT	PRICE
YO8212C	4' Bench arch back, with arms	Faux-wood	61 lb.	\$564.00
YO8312C	4' Bench Chippendale, with arms	Faux-wood	68 lb.	\$598.00
YO1212C	6' Bench arch back, with arms	Faux-wood	79 lb.	\$706.00
YO1312C	6' Bench Chippendale, with arms	Faux-wood	87 lb.	\$756.00
YO0212C	8' Bench arch back, with arms	Faux-wood	108 lb.	\$1,004.00
YO0312C	8' Bench Chippendale, with arms	Faux-wood	122 lb.	\$1,073.00
YO6532N	Yorktown center armrest	Faux-wood	6 lb.	\$60.00
YO3F32C	Receptacle with liner	Faux-wood	76 lb.	\$787.00
YO7532C	Planter	Faux-wood	59 lb.	\$574.00
MODEL	DESCRIPTION	SLAT	WEIGHT	PRICE
YO8213C	4' Bench arch back, with arms	Slat	61 lb.	\$564.00
YO8313C	4' Bench Chippendale, with arms	Slat	68 lb.	\$598.00
YO1213C	6' Bench arch back, with arms	Slat	79 lb.	\$706.00
YO1313C	6' Bench Chippendale, with arms	Slat	87 lb.	\$756.00
YO0213C	8' Bench arch back, with arms	Slat	108 lb.	\$1,004.00
YO0313C	8' Bench Chippendale, with arms	Slat	122 lb.	\$1,073.00
YO6533N	Yorktown center armrest	Slat	6 lb.	\$60.00
YO3F33C	Receptacle with liner	Slat	76 lb.	\$787.00
YO7533C	Planter	Slat	59 lb.	\$574.00

YORKTOWN CONTINUED

STRAIGHT BACK AND CURVED BENCHES





\$1,378
YOE113C ▲



\$677
YO1113C ▼



\$969
YO0112C ▼

MODEL	DESCRIPTION  FAUX-WOOD	WEIGHT	PRICE
YO8112C	4' Bench straight back, with arms - Faux-wood - Portable/Surface-mount	58 lb.	\$542.00
YO1112C	6' Bench straight back, with arms - Faux-wood - Portable/Surface-mount	74 lb.	\$677.00
YO0112C	8' Bench straight back, with arms - Faux-wood - Portable/Surface-mount	102 lb.	\$969.00
YOE112C	8' Curved bench with back, with arms - Faux-wood - Portable/Surface-mount	186 lb.	\$1,378.00
YO6532N	Yorktown center armrest - Faux-wood	6 lb.	\$60.00
MODEL	DESCRIPTION  SLAT	WEIGHT	PRICE
YO8113C	4' Bench straight back, with arms - Slat - Portable/Surface-mount	58 lb.	\$542.00
YO1113C	6' Bench straight back, with arms - Slat - Portable/Surface-mount	74 lb.	\$677.00
YO0113C	8' Bench straight back, with arms - Slat - Portable/Surface-mount	102 lb.	\$969.00
YOE113C	8' Curved bench with back, with arms - Slat - Portable/Surface-mount	186 lb.	\$1,378.00
YO6533N	Yorktown center armrest - Slat	6 lb.	\$60.00

TABLES AND CHAIRS



\$628
YO2K32C ▼

\$422
YO9112C ▲
(Sold separately)



\$535
YO2G33C ▼

\$422
YO9113C ▲
(Sold separately)



\$422

YO9112C



\$562

YO2L32C

\$542

YO8112C

(Sold separately)



\$528

YO2M32C

MODEL	DESCRIPTION	FAUX-WOOD	WEIGHT	PRICE
YO2G32C	48" Round table - Faux-wood - Portable/Surface-mount	Ⓢ	55 lb.	\$535.00
YO2L32C	48" Square table - Faux-wood - Portable/Surface-mount	Ⓢ	55 lb.	\$562.00
YO2K32C	36" X 72" Rectangular table - Faux-wood - Portable/Surface-mount	Ⓢ	70 lb.	\$628.00
YO2M32C	48" Square coffee table - Faux-wood - Portable/Surface-mount	Ⓢ	59 lb.	\$528.00
YO9112C	Chair - Faux-wood - Portable/Surface-mount		48 lb.	\$422.00

MODEL	DESCRIPTION	SLAT	WEIGHT	PRICE
YO2G33C	48" Round table - Slat - Portable/Surface-mount	Ⓢ	55 lb.	\$535.00
YO2L33C	48" Square table - Slat - Portable/Surface-mount	Ⓢ	55 lb.	\$562.00
YO2K33C	36" x 72" Rectangular table - Slat - Portable/Surface-mount	Ⓢ	70 lb.	\$628.00
YO2M33C	48" Square coffee table - Slat - Portable/Surface-mount	Ⓢ	59 lb.	\$528.00
YO9113C	Chair - Slat - Portable/Surface-mount		48 lb.	\$422.00

♿ ADA-accessible

Ⓢ Umbrella compatible

BUILD YOUR OWN YORKTOWN

CHOOSE STYLE AND FRAME

BENCHES

4', 6' or 8' Bench with Arch, Straight or Chippendale back, with arms

8' Curved Bench with Straight Back, with arms

(8' units have center, continuous armrest)

TABLES

48" Round, 36" x 72" Rectangle, 48" Square or 48" Square Coffee

CHAIRS

Sold separately, can be purchased individually

OPTIONS AND ACCESSORIES

Center arm rest (sold separately and retrofitable except for curved benches)

RECEPTACLE AND PLANTER

Includes liners and a hinged aluminum lid for receptacle

MOUNTING OPTIONS

Portable/Surface-mount

CHOOSE MATERIALS AND FINISHES

PATTERNS

Faux-wood: Reinforced aluminum extrusion

Slat: Reinforced aluminum extrusion

FRAMING

Reinforced aluminum extrusion

HARDWARE

Stainless steel

FINISHES

Seats and frames: Powder-coated or Faux-wood.

Superior AAMA 2604-05 specified Powder coating.

This line can be coated in one color of your choice.

It is available in Powder coat and Faux-wood finishes

See finish options on page 159.



urbanscape®



\$942
TA3F33P ▶

RECEPTACLES AND PLANTERS

Nothing completes the look of beautiful outdoor furniture better than functional accessories. Our assortment of receptacles and planters was designed to complement the styles of our diverse collections, so you can match them to whichever seating options you choose.



Recommended placement for recycle stickers, included with receptacle.

Color Options: Recycle insert plate and base receptacle can be ordered in different powder-coat colors to distinguish it as a recycling unit (see page 159)



\$698 TM3S46C ▲
W: 19 1/2" D: 19 1/2" H: 46"



Receptacle Lid Options:
Fixed Lid
Base Material: Perforated steel
Mounting: Portable/Surface-mount
Finish Options: Powder-coat (see page 159)
Capacity: 30-Gallons;
Side-opening

\$690 TM3B41C ▲
W: 19 1/2" D: 19 1/2" H: 46"





Receptacle Lid Options:
Hinged Flat-top
Lid Material: Aluminum
Base Material: Faux-wood/Powder-coated reinforced aluminum extrusion
Mounting: Portable/Surface-mount
Finish Options: Faux-wood or Powder-coat (see page 159)
Capacity: 32-Gallons

\$787 YO3F32C ▲
W: 27 1/4" D: 26 1/4" H: 35"



\$574 YO7533C ▲
W: 29 3/4" D: 28 3/4" H: 24 1/4"

MODEL	DESCRIPTION	WEIGHT	PRICE
TM3B41C	Receptacle - Side door - with liner and Bonnet top - Portable/Surface-mount	81 lb.	\$690.00
TM3S46C	Receptacle - Side door - with liner and Recycle Bonnet top - Portable/Surface-mount	81 lb.	\$698.00
MODEL	DESCRIPTION  FAUX-WOOD	WEIGHT	PRICE
YO3F32C	Receptacle with liner - Faux-wood - Portable/Surface-mount	76 lb.	\$787.00
YO7532C	Planter - Faux-wood - Portable/Surface-mount	59 lb.	\$574.00
MODEL	DESCRIPTION  SLAT	WEIGHT	PRICE
YO3F33C	Receptacle with liner - Slat - Portable/Surface-mount	76 lb.	\$787.00
YO7533C	Planter - Slat - Portable/Surface-mount	59 lb.	\$574.00

RECEPTACLES AND PLANTERS CONTINUED ▶

RECEPTACLES AND PLANTERS (CONT.)

TK ▼



Receptacle Lid Options:
Flat-top, Bonnet or Ash bonnet
New 14" Opening (Only on Bonnet and Ash bonnet)

Lid Material: 18-Gauge spun steel

Base Material: Aluminum slats

Mounting Options: Portable, Surface-mount or In-ground

Finish Options: Powder-coat (see page 159)

Capacity: 32-Gallons

DESIGNS FROM JOHN CALDWELL DESIGN

Receptacle Lid Options:
Flat-top, Bonnet or Ash bonnet
New 14" Opening (Only on Bonnet and Ash bonnet)

Lid Material: 18-Gauge spun steel

Base Material: Aluminum casting and aluminum extrusion

Mounting Options: Portable, Surface-mount or In-ground (Planter is portable only.)

Finish Options: Powder-coat (see page 159)

Capacity: 32-Gallons

Optional Side-opening

Difference between T1 and T2 styles: T1 has decorative scrolls, T2 does not.



Bonnet lid ▲



Bonnet lid with ash ▲

\$901 TK3F33P ▲

W: 30 3/4" D: 30 3/4" H: 39 1/8"-50 3/4"*

* varies with mounting and lid options

New 14" Opening

(Only on Bonnet and Ash bonnet)

T1 (with scrolls) ▼



\$975 T13F33P ▲

W: 32" D: 32" H: 40 1/2"-55 3/4"*

* varies with mounting and lid options

New 14" Opening

(Only on Bonnet and Ash bonnet)

TJ (without scrolls) ▼



\$1,057 TJ3B43P ▲

W: 32" D: 32" H: 40 1/2"-55 3/4"*

New 14" Opening

(Only on Bonnet and Ash bonnet)



\$734 PI7533P ▲

W: 32" D: 32" H: 23"



MODEL	DESCRIPTION ■ ■ ■ ■ ■ SLAT	WEIGHT	PRICE
TI3A33I	Receptacle with liner and Ash bonnet lid - Slat with scrolls - In-ground	128 lb.	\$1,179.00
TI3A33P	Receptacle with liner and Ash bonnet lid - Slat with scrolls - Portable	116 lb.	\$1,123.00
TI3A33S	Receptacle with liner and Ash bonnet lid - Slat with scrolls - Surface-mount	128 lb.	\$1,179.00
TI3B33I	Receptacle with liner and Bonnet lid - Slat with scrolls - In-ground	130 lb.	\$1,130.00
TI3B33P	Receptacle with liner and Bonnet lid - Slat with scrolls - Portable	118 lb.	\$1,072.00
TI3B33S	Receptacle with liner and Bonnet lid - Slat with scrolls - Surface-mount	130 lb.	\$1,130.00
TI3F33I	Receptacle with liner and Flat-top lid - Slat with scrolls - In-ground	115 lb.	\$1,031.00
TI3F33P	Receptacle with liner and Flat-top lid - Slat with scrolls - Portable	103 lb.	\$975.00
TI3F33S	Receptacle with liner and Flat-top lid - Slat with scrolls - Surface-mount	115 lb.	\$1,031.00
TI3A43I	Receptacle with side-door - with liner and Ash bonnet - Slat with scrolls - In-ground	128 lb.	\$1,291.00
TI3A43P	Receptacle with side-door - with liner and Ash bonnet - Slat with scrolls - Portable	116 lb.	\$1,233.00
TI3A43S	Receptacle with side-door - with liner and Ash bonnet - Slat with scrolls - Surface-mount	128 lb.	\$1,291.00
TI3B43I	Receptacle with side-door - with liner and Bonnet lid - Slat with scrolls - In-ground	130 lb.	\$1,241.00
TI3B43P	Receptacle with side-door - with liner and Bonnet lid - Slat with scrolls - Portable	118 lb.	\$1,185.00
TI3B43S	Receptacle with side-door - with liner and Bonnet lid - Slat with scrolls - Surface-mount	130 lb.	\$1,241.00
TI3F43I	Receptacle with side-door - with liner and Flat-top lid - Slat with scrolls - In-ground	115 lb.	\$1,143.00
TI3F43P	Receptacle with side-door - with liner and Flat-top lid - Slat with scrolls - Portable	103 lb.	\$1,087.00
TI3F43S	Receptacle with side-door - with liner and Flat-top lid - Slat with scrolls - Surface-mount	115 lb.	\$1,143.00
TJ3A33I	Receptacle with liner and Ash bonnet lid - Slat - In-ground	113 lb.	\$1,052.00
TJ3A33P	Receptacle with liner and Ash bonnet lid - Slat - Portable	101 lb.	\$996.00
TJ3A33S	Receptacle with liner and Ash bonnet lid - Slat - Surface-mount	113 lb.	\$1,052.00
TJ3B33I	Receptacle with liner and Bonnet lid - Slat - In-ground	115 lb.	\$1,004.00
TJ3B33P	Receptacle with liner and Bonnet lid - Slat - Portable	103 lb.	\$948.00
TJ3B33S	Receptacle with liner and Bonnet lid - Slat - Surface-mount	115 lb.	\$1,004.00
TJ3F33I	Receptacle with liner and Flat-top lid - Slat - In-ground	100 lb.	\$907.00
TJ3F33P	Receptacle with liner and Flat-top lid - Slat - Portable	88 lb.	\$851.00
TJ3F33S	Receptacle with liner and Flat-top lid - Slat - Surface-mount	100 lb.	\$907.00
TJ3A43I	Receptacle with side-door - with liner and Ash bonnet lid - Slat - In-ground	113 lb.	\$1,162.00
TJ3A43P	Receptacle with side-door - with liner and Ash bonnet lid - Slat - Portable	101 lb.	\$1,106.00
TJ3A43S	Receptacle with side-door - with liner and Ash bonnet lid - Slat - Surface-mount	113 lb.	\$1,162.00
TJ3B43I	Receptacle with side-door - with liner and Bonnet lid - Slat - In-ground	115 lb.	\$1,113.00
TJ3B43P	Receptacle with side-door - with liner and Bonnet lid - Slat - Portable	103 lb.	\$1,057.00
TJ3B43S	Receptacle with side-door - with liner and Bonnet lid - Slat - Surface-mount	115 lb.	\$1,113.00
TJ3F43I	Receptacle with side-door - with liner and Flat-top lid - Slat - In-ground	100 lb.	\$1,017.00
TJ3F43P	Receptacle with side-door - with liner and Flat-top lid - Slat - Portable	88 lb.	\$961.00
TJ3F43S	Receptacle with side-door - with liner and Flat-top lid - Slat - Surface-mount	100 lb.	\$1,017.00
TK3A33I	Receptacle with liner and Ash bonnet lid - Slat - In-ground	100 lb.	\$1,099.00
TK3A33P	Receptacle with liner and Ash bonnet lid - Slat - Portable	80 lb.	\$1,043.00
TK3A33S	Receptacle with liner and Ash bonnet lid - Slat - Surface-mount	100 lb.	\$1,099.00
TK3B33I	Receptacle with liner and Bonnet lid - Slat - In-ground	102 lb.	\$1,052.00
TK3B33P	Receptacle with liner and Bonnet lid - Slat - Portable	90 lb.	\$995.00
TK3B33S	Receptacle with liner and Bonnet lid - Slat - Surface-mount	102 lb.	\$1,052.00
TK3F33I	Receptacle with liner and Flat-top lid - Slat - In-ground	87 lb.	\$956.00
TK3F33P	Receptacle with liner and Flat-top lid - Slat - Portable	75 lb.	\$901.00
TK3F33S	Receptacle with liner and Flat-top lid - Slat - Surface-mount	87 lb.	\$956.00
PI7533P	Planter - Slat with scrolls - Portable	67 lb.	\$734.00
PJ7533P	Planter - Slat - Portable	59 lb.	\$632.00

RECEPTACLES AND PLANTERS CONTINUED ▶

RECEPTACLES AND PLANTERS (CONT.)

TA Slat ▼



Receptacle Lid Options:

Flat-top, Bonnet or Ash bonnet

New 14" Opening (Only on Bonnet and Ash bonnet)

Lid Material: 18-Gauge spun steel

Base Material: Aluminum casting

Mounting Options: Portable, Surface-mount or In-ground

Finish Options: Powder-coat (see page 159)

Capacity: 30-Gallons



Bonnet Lid ▲

\$942 TA3F33P ▲


W: 27" D: 27" H: 33"-47 ½"*

* varies with mounting and lid options

New 14" Opening (Only on Bonnet and Ash bonnet)

\$503 PA7533P ▲

W: 25 ½" D: 25 ½" H: 15 ¾"



Bonnet Lid with Ash ▲

TA Faux-wood ▼



TA Wide-slat ▼



\$418 PA753GP ▲

W: 25 ½" D: 25 ½" H: 15 ¾"

\$899 TA3A32P ▲

W: 27" D: 27" H: 33"-47 ½"*

* varies with mounting and lid options

New 14" Opening (Only on Bonnet and Ash bonnet)

\$817 TA3F3GP ▲

W: 27" D: 27" H: 33"-47 ½"*

New 14" Opening (Only on Bonnet and Ash bonnet)

Receptacle Lid Options: Flat-top, Bonnet or Ash bonnet

New 14" Opening (Only on Bonnet and Ash bonnet)

Lid Material: 18-Gauge spun steel




Base Material: Aluminum casting

Mounting Options: Portable, Surface-mount or In-ground

Finish Options: Powder-coat or Faux-wood (see page 159)

Capacity: 30-Gallons



MODEL	DESCRIPTION  FAUX-WOOD	WEIGHT	PRICE
TA3A32I	Receptacle with liner and Ash bonnet lid - Faux-wood - In-ground	94 lb.	\$953.00
TA3A32P	Receptacle with liner and Ash bonnet lid - Faux-wood - Portable	82 lb.	\$899.00
TA3A32S	Receptacle with liner and Ash bonnet lid - Faux-wood - Surface-mount	94 lb.	\$953.00
TA3B32I	Receptacle with liner and Bonnet lid - Faux-wood - In-ground	96 lb.	\$932.00
TA3B32P	Receptacle with liner and Bonnet lid - Faux-wood - Portable	84 lb.	\$850.00
TA3B32S	Receptacle with liner and Bonnet lid - Faux-wood - Surface-mount	96 lb.	\$932.00
TA3F32I	Receptacle with liner and Flat-top lid - Faux-wood - In-ground	86 lb.	\$870.00
TA3F32P	Receptacle with liner and Flat-top lid - Faux-wood - Portable	74 lb.	\$817.00
TA3F32S	Receptacle with liner and Flat-top lid - Faux-wood - Surface-mount	86 lb.	\$870.00
PA7532P	Planter - Faux-wood - Portable	46 lb.	\$418.00
MODEL	DESCRIPTION  SLAT	WEIGHT	PRICE
TA3A33I	Receptacle with liner and Ash bonnet lid - Slat - In-ground	130 lb.	\$1,082.00
TA3A33P	Receptacle with liner and Ash bonnet lid - Slat - Portable	118 lb.	\$1,023.00
TA3A33S	Receptacle with liner and Ash bonnet lid - Slat - Surface-mount	130 lb.	\$1,082.00
TA3B33I	Receptacle with liner and Bonnet lid - Slat - In-ground	132 lb.	\$1,064.00
TA3B33P	Receptacle with liner and Bonnet lid - Slat - Portable	120 lb.	\$1,007.00
TA3B33S	Receptacle with liner and Bonnet lid - Slat - Surface-mount	132 lb.	\$1,064.00
TA3F33I	Receptacle with liner and Flat-top lid - Slat - In-ground	122 lb.	\$969.00
TA3F33P	Receptacle with liner and Flat-top lid - Slat - Portable	110 lb.	\$942.00
TA3F33S	Receptacle with liner and Flat-top lid - Slat - Surface-mount	122 lb.	\$969.00
PA7533P	Planter - Slat - Portable	54 lb.	\$503.00
MODEL	DESCRIPTION  WIDE SLAT	WEIGHT	PRICE
TA3A3GI	Receptacle with liner and Ash bonnet lid - Wide slat - In-ground	94 lb.	\$953.00
TA3A3GP	Receptacle with liner and Ash bonnet lid - Wide slat - Portable	82 lb.	\$899.00
TA3A3GS	Receptacle with liner and Ash bonnet lid - Wide slat - Surface-mount	94 lb.	\$953.00
TA3B3GI	Receptacle with liner and Bonnet lid - Wide slat - In-ground	96 lb.	\$932.00
TA3B3GP	Receptacle with liner and Bonnet lid - Wide slat - Portable	84 lb.	\$850.00
TA3B3GS	Receptacle with liner and Bonnet lid - Wide slat - Surface-mount	96 lb.	\$932.00
TA3F3GI	Receptacle with liner and Flat-top lid - Wide slat - In-ground	86 lb.	\$870.00
TA3F3GP	Receptacle with liner and Flat-top lid - Wide slat - Portable	74 lb.	\$817.00
TA3F3GS	Receptacle with liner and Flat-top lid - Wide slat - Surface-mount	86 lb.	\$870.00
PA753GP	Planter - Wide slat - Portable	46 lb.	\$418.00

RECEPTACLES AND PLANTERS CONTINUED 

RECEPTACLES AND PLANTERS (CONT.)



\$721 TE3F34P ▲
 W: 26 ¼" D: 26 ¼" H: 33"-46 ¼"*
 *varies with mounting and lid options



\$392 PE7534P ▲
 W: 24 ½" D: 24 ½" H: 24 ¼"

A NEW WAY TO SAVE

Our recycle lids, available for the TE, TG and TF lines, give you a welcome option to use some of your receptacles to help the planet. Our lids are constructed of high-strength spun steel, giving them supreme durability and toughness. Recycle lid options are available for additional Urbanscape lines; please inquire with Urbanscape staff about availability.

Receptacle Lid Options: Flat-top, Dome, Ash dome or Recycled

Lid Material: Aluminum casting or 18-Gauge spun steel

Base Material Options: 12-Gauge Square perforated steel, 12-Gauge Round perforated steel or ½" Solid rod

Mounting Options: Portable, Surface-mount or In-ground

Finish Options: Powder-coat (see page 159)

Capacity: 32-Gallons



Dome Lid ▲



Dome Lid with Ash ▲



Recycle Lid ▲



\$623 TE3S31P ▲
 W: 26 ¼" D: 26 ¼" H: 33"-46 ¼"*
 *varies with mounting and lid options






\$477 TE3F36P ▲
 W: 26 ¼" D: 26 ¼" H: 33"-46 ¼"*



\$334 PE7536P ▲
 W: 24 ½" D: 24 ½" H: 24 ¼"



MODEL	DESCRIPTION  SQUARE PERFORATION	WEIGHT	PRICE
TE3C31I	Receptacle with liner and Ash dome lid - Square perforation - In-ground	126 lb.	\$623.00
TE3C31P	Receptacle with liner and Ash dome lid - Square perforation - Portable	114 lb.	\$567.00
TE3C31S	Receptacle with liner and Ash dome lid - Square perforation - Surface-mount	126 lb.	\$623.00
TE3D31I	Receptacle with liner and Dome lid - Square perforation - In-ground	123 lb.	\$577.00
TE3D31P	Receptacle with liner and Dome lid - Square perforation - Portable	111 lb.	\$520.00
TE3D31S	Receptacle with liner and Dome lid - Square perforation - Surface-mount	123 lb.	\$577.00
TE3F31I	Receptacle with liner and Flat-top lid - Square perforation - In-ground	117 lb.	\$533.00
TE3F31P	Receptacle with liner and Flat-top lid - Square perforation - Portable	105 lb.	\$477.00
TE3F31S	Receptacle with liner and Flat-top lid - Square perforation - Surface-mount	117 lb.	\$533.00
TE3S31I	Receptacle with liner and Recycle lid - Square perforation - In-ground	133 lb.	\$669.00
TE3S31P	Receptacle with liner and Recycle lid - Square perforation - Portable	121 lb.	\$623.00
TE3S31S	Receptacle with liner and Recycle lid - Square perforation - Surface-mount	133 lb.	\$669.00
PE7531P	Planter - Square perforation - Portable	80 lb.	\$334.00
MODEL	DESCRIPTION  ROD	WEIGHT	PRICE
TE3C34I	Receptacle with liner and Ash dome lid - Rod - In-ground	186 lb.	\$849.00
TE3C34P	Receptacle with liner and Ash dome lid - Rod - Portable	174 lb.	\$794.00
TE3C34S	Receptacle with liner and Ash dome lid - Rod - Surface-mount	186 lb.	\$849.00
TE3D34I	Receptacle with liner and Dome lid - Rod - In-ground	183 lb.	\$812.00
TE3D34P	Receptacle with liner and Dome lid - Rod - Portable	171 lb.	\$766.00
TE3D34S	Receptacle with liner and Dome lid - Rod - Surface-mount	183 lb.	\$812.00
TE3F34I	Receptacle with liner and Flat-top lid - Rod - In-ground	177 lb.	\$779.00
TE3F34P	Receptacle with liner and Flat-top lid - Rod - Portable	165 lb.	\$721.00
TE3F34S	Receptacle with liner and Flat-top lid - Rod - Surface-mount	177 lb.	\$779.00
TE3S34I	Receptacle with liner and Recycle lid - Rod - In-ground	193 lb.	\$891.00
TE3S34P	Receptacle with liner and Recycle lid - Rod - Portable	181 lb.	\$833.00
TE3S34S	Receptacle with liner and Recycle lid - Rod - Surface-mount	193 lb.	\$891.00
PE7534P	Planter - Rod - Portable	119 lb.	\$392.00
MODEL	DESCRIPTION  ROUND PERFORATION	WEIGHT	PRICE
TE3C36I	Receptacle with liner and Ash dome lid - Round perforation - In-ground	128 lb.	\$623.00
TE3C36P	Receptacle with liner and Ash dome lid - Round perforation - Portable	116 lb.	\$567.00
TE3C36S	Receptacle with liner and Ash dome lid - Round perforation - Surface-mount	128 lb.	\$623.00
TE3D36I	Receptacle with liner and Dome lid - Round perforation - In-ground	125 lb.	\$577.00
TE3D36P	Receptacle with liner and Dome lid - Round perforation - Portable	113 lb.	\$520.00
TE3D36S	Receptacle with liner and Dome lid - Round perforation - Surface-mount	125 lb.	\$577.00
TE3F36I	Receptacle with liner and Flat-top lid - Round perforation - In-ground	119 lb.	\$533.00
TE3F36P	Receptacle with liner and Flat-top lid - Round perforation - Portable	107 lb.	\$477.00
TE3F36S	Receptacle with liner and Flat-top lid - Round perforation - Surface-mount	119 lb.	\$533.00
TE3S36I	Receptacle with liner and Recycle lid - Round perforation - In-ground	135 lb.	\$669.00
TE3S36P	Receptacle with liner and Recycle lid - Round perforation - Portable	123 lb.	\$623.00
TE3S36S	Receptacle with liner and Recycle lid - Round perforation - Surface-mount	135 lb.	\$669.00
PE7536P	Planter - Round perforation - Portable	82 lb.	\$334.00

RECEPTACLES AND PLANTERS CONTINUED 

RECEPTACLES AND PLANTERS (CONT.)



\$825 WO3B39P ▲

W: 24 1/8" D: 24 1/8" H: 34 1/2"-47 1/8"*
*varies with mounting and lid options



\$705 WO3F32P ▲

Receptacle Lid Options:
Flat-top, Bonnet or Ash bonnet

Lid/Accent Material: 18-Gauge spun steel

Base Material: Faux-wood/
Powder-coated reinforced aluminum extrusion

Mounting Options: Portable, Surface-mount or In-ground

Lid/Accent Finish Options:
Powder-coat



Base Finish Options:
Faux-wood or Powder-coat (see page 159)

Capacity: 32-Gallons
Side-opening



\$473 WO7532P ▲

W: 24 1/8" D: 24 1/8" H: 18 1/2"

MODEL	DESCRIPTION  FAUX-WOOD	WEIGHT	PRICE
WO3A32I	Receptacle with liner and Ash bonnet lid - Faux-wood - In-ground	92 lb.	\$919.00
WO3A32P	Receptacle with liner and Ash bonnet lid - Faux-wood - Portable	79 lb.	\$859.00
WO3A32S	Receptacle with liner and Ash bonnet lid - Faux-wood - Surface-mount	92 lb.	\$919.00
WO3B32I	Receptacle with liner and Bonnet lid - Faux-wood - In-ground	91 lb.	\$882.00
WO3B32P	Receptacle with liner and Bonnet lid - Faux-wood - Portable	78 lb.	\$825.00
WO3B32S	Receptacle with liner and Bonnet lid - Faux-wood - Surface-mount	91 lb.	\$882.00
WO3F32I	Receptacle with liner and Flat-top lid - Faux-wood - In-ground	89 lb.	\$764.00
WO3F32P	Receptacle with liner and Flat-top lid - Faux-wood - Portable	77 lb.	\$705.00
WO3F32S	Receptacle with liner and Flat-top lid - Faux-wood - Surface-mount	89 lb.	\$764.00
WO7532P	Planter - Faux-wood - Portable	50 lb.	\$473.00
MODEL	DESCRIPTION  SLAT	WEIGHT	PRICE
WO3A39I	Receptacle with liner and Ash bonnet lid - Slat - In-ground	92 lb.	\$919.00
WO3A39P	Receptacle with liner and Ash bonnet lid - Slat - Portable	79 lb.	\$859.00
WO3A39S	Receptacle with liner and Ash bonnet lid - Slat - Surface-mount	92 lb.	\$919.00
WO3B39I	Receptacle with liner and Bonnet lid - Slat - In-ground	91 lb.	\$882.00
WO3B39P	Receptacle with liner and Bonnet lid - Slat - Portable	78 lb.	\$825.00
WO3B39S	Receptacle with liner and Bonnet lid - Slat - Surface-mount	91 lb.	\$882.00
WO3F39I	Receptacle with liner and Flat-top lid - Slat - In-ground	89 lb.	\$764.00
WO3F39P	Receptacle with liner and Flat-top lid - Slat - Portable	77 lb.	\$705.00
WO3F39S	Receptacle with liner and Flat-top lid - Slat - Surface-mount	89 lb.	\$764.00
WO7539P	Planter - Horizontal slat - Portable	50 lb.	\$473.00



\$680 TG3D33P ▲

W: 24" D: 24" H: 31 1/4"-45 1/2"*
* varies with mounting and lid options



Recycle Lid ▲



\$636 TF3F32P ▲

W: 24" D: 24" H: 31 1/4"-45 1/2"*



\$361 PG7533P ▲

W: 24" D: 24" H: 15"

Receptacle Lid Options:
Flat-top, Dome, Ash dome
or Recycle lid



Lid Material: Aluminum casting
Base Material: Reinforced
aluminum extrusion

Mounting Options: Portable,
Surface-mount or In-ground

Finish Options: Powder-coat
and Faux-wood (see page 159)

Capacity: 32-Gallons

Side-opening

MODEL	DESCRIPTION  FAUX-WOOD	WEIGHT	PRICE
TF3C32I	Receptacle with liner and Ash dome lid - Faux-wood - In-ground	92 lb.	\$772.00
TF3C32P	Receptacle with liner and Ash dome lid - Faux-wood - Portable	80 lb.	\$720.00
TF3C32S	Receptacle with liner and Ash dome lid - Faux-wood - Surface-mount	92 lb.	\$772.00
TF3D32I	Receptacle with liner and Dome lid - Faux-wood - In-ground	89 lb.	\$729.00
TF3D32P	Receptacle with liner and Dome lid - Faux-wood - Portable	77 lb.	\$680.00
TF3D32S	Receptacle with liner and Dome lid - Faux-wood - Surface-mount	89 lb.	\$729.00
TF3F32I	Receptacle with liner and Flat-top lid - Faux-wood - In-ground	82 lb.	\$690.00
TF3F32P	Receptacle with liner and Flat-top lid - Faux-wood - Portable	70 lb.	\$636.00
TF3F32S	Receptacle with liner and Flat-top lid - Faux-wood - Surface-mount	82 lb.	\$690.00
TF3S32I	Receptacle with liner and Recycle-top lid - Faux-wood - In-ground	140 lb.	\$778.00
TF3S32P	Receptacle with liner and Recycle-top lid - Faux-wood - Portable	128 lb.	\$729.00
TF3S32S	Receptacle with liner and Recycle-top lid - Faux-wood - Surface-mount	140 lb.	\$778.00
PF7532P	Planter - Faux-wood - Portable	40 lb.	\$361.00
MODEL	DESCRIPTION  SLAT	WEIGHT	PRICE
TG3C33I	Receptacle with liner and Ash dome lid - Slat - In-ground	92 lb.	\$772.00
TG3C33P	Receptacle with liner and Ash dome lid - Slat - Portable	80 lb.	\$720.00
TG3C33S	Receptacle with liner and Ash dome lid - Slat - Surface-mount	92 lb.	\$772.00
TG3D33I	Receptacle with liner and Dome lid - Slat - In-ground	89 lb.	\$729.00
TG3D33P	Receptacle with liner and Dome lid - Slat - Portable	77 lb.	\$680.00
TG3D33S	Receptacle with liner and Dome lid - Slat - Surface-mount	89 lb.	\$729.00
TG3F33I	Receptacle with liner and Flat-top lid - Slat - In-ground	82 lb.	\$690.00
TG3F33P	Receptacle with liner and Flat-top lid - Slat - Portable	70 lb.	\$636.00
TG3F33S	Receptacle with liner and Flat-top lid - Slat - Surface-mount	82 lb.	\$690.00
TG3S33I	Receptacle with liner and Recycle-top lid - Slat - In-ground	140 lb.	\$778.00
TG3S33P	Receptacle with liner and Recycle-top lid - Slat - Portable	128 lb.	\$729.00
TG3S33S	Receptacle with liner and Recycle-top lid - Slat - Surface-mount	140 lb.	\$778.00
PG7533P	Planter - Slat - Portable	40 lb.	\$361.00

RECEPTACLES AND PLANTERS CONTINUED ▶

RECEPTACLES AND PLANTERS (CONT.)



\$1,832 RO3F39C ▲
W: 29 3/8" D: 24 5/8" H: 38 7/8"





\$1,832 RO3F32C ▲
W: 29 3/8" D: 24 5/8" H: 38 7/8"

Receptacle Lid Options: Flat-top
Lid and Base Material:
Faux-wood/Powder-coated
reinforced aluminum extrusion
Frame Material: Permanent-mold
aluminum castings
Mounting Options:
Portable/Surface-mount

Frame Finish Options:
Powder-coat
Base Finish Options:
Faux-wood or Powder-coat
(see page 159)
Capacity: 39-Gallons
Side-opening



\$1,323 RO7532C ▲
W: 41 3/4" D: 28 5/8" H: 25 5/8"

MODEL	DESCRIPTION  FAUX-WOOD	WEIGHT	PRICE
RO3F32C	Receptacle with liner and Flat-top lid - Faux-wood - Portable/Surface-mount	183 lb.	\$1,832.00
RO7532C	Planter - Faux-wood - Portable/Surface-mount	146 lb.	\$1,323.00
MODEL	DESCRIPTION  HORIZONTAL SLAT	WEIGHT	PRICE
RO3F39C	Receptacle with liner and Flat-top lid - Horizontal slat - Portable/Surface-mount	183 lb.	\$1,832.00
RO7539C	Planter - Horizontal slat - Portable/Surface-mount	146 lb.	\$1,323.00




\$196
ROG532C ▲
W: 12 3/8" D: 12 3/8" H: 24"




\$326
ROL539C ▲
W: 12 3/8" D: 12 3/8" H: 33"

NEW
FOR URBANSCAPE



\$125
AEG531C ▲
W: 12 3/8" D: 12 3/4" H: 23 3/8"-24 1/8"*
* varies with material options








\$159
AEG534C ▲

Material: Faux-wood/Powder-coated
Reinforced aluminum extrusion
Mounting Options: Portable/Surface-mount
Finish Options: Faux-wood or Powder-coat (see page 159)

Material: 12-Gauge Square perforated steel,
12-Gauge Round perforated steel or 1/2" Solid rod
Mounting Options: Portable/Surface-mount
Finish Options: Powder-coat (see page 159)



MODEL	DESCRIPTION  SQUARE PERFORATION	WEIGHT	PRICE
AEG531C	Ash Urn - Square perforation - Portable/Surface-mount	35 lb.	\$125.00
MODEL	DESCRIPTION  ROD	WEIGHT	PRICE
AEG534C	Ash Urn - Rod - Portable/Surface-mount	36 lb.	\$159.00
MODEL	DESCRIPTION  ROUND PERFORATION	WEIGHT	PRICE
AEG536C	Ash Urn - Round perforation - Portable/Surface-mount	30 lb.	\$125.00
MODEL	DESCRIPTION  FAUX-WOOD	WEIGHT	PRICE
ROG532C	Ash Urn - Faux-wood - Portable/Surface-mount	23 lb.	\$196.00
MODEL	DESCRIPTION  HORIZONTAL SLAT	WEIGHT	PRICE
ROG539C	Ash Urn - Horizontal slat - Portable/Surface-mount	23 lb.	\$196.00
ROL539C	Ash/Trash - Horizontal slat - Portable/Surface-mount	29 lb.	\$326.00



\$229

◀ BRK538S

W: 50 1/2" D: 2 3/8" H: 34 1/4"

Rack Material: 2 3/8" tubing

Mounting Options:
In-ground or Surface-mount

Finish Options:
Powder-coat (see page 159)

Rack Dimensions:
4' 2" length - 5 bikes



\$100

◀ BRH538S

D: 4" H: 25 1/4"

Loop Material:
1/2" x 1 1/2" Steel

Mounting Options:
Surface-mount
or In-ground

Finish Options:
Powder-coat
(see page 159)



\$391

◀ BRI538P

W: 59 1/4" D: 38 1/2" H: 32"

Rack Material:
Steel tubing

Mounting Options:
Portable/Surface-mount

Finish Options:
Powder-coat (see page 159)

Rack Dimensions:
5' length - 8 bikes

MODEL	DESCRIPTION	WEIGHT	PRICE
BRH538I	Bike Loop - In-ground	25 lb.	\$83.00
BRH538S	Bike Loop - Surface-mount	28 lb.	\$100.00
BRI538P	Bike Rack - 5' - Portable	69 lb.	\$391.00
BRK538I	Bike Rack - Serpentine - In-ground	43 lb.	\$186.00
BRK538S	Bike Rack - Serpentine - Surface-mount	41 lb.	\$229.00



\$572
UMC532N ▶

\$135
UM305N ▲

\$535
YO2G32C ▲

\$422
YO9112C ▲

UMBRELLAS

UrbanScape® products can be enhanced with FiberBuilt umbrellas, which are some of the toughest on the market. This unique line of umbrellas not only endures weather conditions, but also provides superior quality and longevity. Nylon joints (yokes), spindle and end tips and fiberglass support ribs clearly distinguish FiberBuilt umbrellas from other umbrella types. The strong and resilient fiberglass ribs are designed to absorb wind without breaking or disfiguring—providing more durability than traditional metal and wood ribs. The sturdiness of the ribs, along with a resistance to rust and corrosion, results in umbrellas that last four to five times longer than traditional steel- or wood-ribbed umbrellas.



NEW FOR URBANSCAPE

\$322
UM107 ▶

\$377
UM112 ▶



WHITE



CHAMPAGNE

\$377 UMC532N

◀ MARKET UMBRELLA

The market umbrellas add an attractive touch to Urbanscape® products in any outdoor setting. Available in two sizes—7.5' (UM105N) and 9' (UM110N)—market umbrellas feature marine-grade fabric that's backed by a five-year warranty, 8 ½" fiberglass ribs, 0.08" wall thickness and a crank lift or pulley/pin lift. Two-piece poles come in White or Champagne coloring.



\$572 UMC532N

◀ FAUX-WOOD UMBRELLAS

The 9' Faux-wood umbrellas (UMC532N) offer a distinctive look. Using a push-up and pin-lift mechanism, these umbrellas have a one-piece, 1 ½" diameter FiberTeak™ simulated wood pole and are made with a solid wood hub (5" height by 3 ½" diameter) with stainless steel hardware. They feature marine-grade fabric for standard tops, 8 ½" diameter flexible fiberglass ribs—which match the simulated wood grain of the pole—molded nylon joints and end tips, a single, sewn-in vent and storage ties. The FiberTeak™ finial matches the selected pole color, which is available in Teak or Chestnut.



TEAK



CHESTNUT



NATURAL
B728



ANTIQUE BEIGE
B730



TAUPE
S4648



CHARCOAL GREY
S4644



JET BLACK
S4608



PACIFIC BLUE
B739



TEAL
B760



FOREST GREEN
B733



SPRUCE
S4656



NAVY
B741



SUNFLOWER YELLOW
B737



RED
C801



TERRACOTTA
S4622



BLACK CHERRY
S4640



WALNUT
B743

Standard colors shown. Additional colors available as special-order. Because of variations that occur in the printing process and in the color of the fabric, samples shown in this catalog may not exactly match that of the finished product. Actual color samples can be provided. Call for more information.

MODEL	DESCRIPTION	WEIGHT	PRICE
UMC532N	9' Market umbrella - Faux-wood pole	26 lb.	\$572.00
UM105N	7.5' FiberBuilt market umbrella - Crank lift	15 lb.	\$322.00
UM107N	7.5' FiberBuilt market umbrella - Pulley/pin Lift	15 lb.	\$322.00
UM110N	9' FiberBuilt market umbrella - Crank lift	17 lb.	\$377.00
UM112N	9' FiberBuilt market umbrella - Pulley/pin Lift	17 lb.	\$377.00
UM305N	Market umbrella stand	47 lb.	\$135.00

Umbrellas must be secured to a table with provided U base.



MATERIAL OPTIONS

Not all products are available in all finish options. Please refer to each collection for availability.



ROD
1/2" Steel Rod



SLAT
10-Gauge sheet steel
or cast aluminum



FAUX-WOOD
Reinforced aluminum
extrusion or cast aluminum



HORIZONTAL SLAT
Reinforced aluminum
extrusion



ROUND PERFORATION
12-Gauge sheet steel
or cast aluminum



SQUARE PERFORATION
12-Gauge sheet steel

FINISH OPTIONS

Not all products are available in all finish options. Please refer to each collection for availability.

POWDER-COAT




YOKE WHITE




STRAW



STAINLESS




MOCCASIN



GRANITE




SMOKE



BURST RUST



HAZELNUT




TEXTURED BRONZE



PEWTER VEIN



OCEAN BLUE



HUNTER



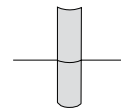
TEXTURED RED



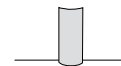
TEXTURED BLACK

Because of variations that occur in the printing process and in the color of the finish, samples shown in this catalog may not exactly match that of the finished product. Actual color samples can be provided. Call for more information. Go to wabashvalley.com for the most up-to-date pricing options and specifications. All surface-mount holes on Urbanscape products are 1/2" diameter.

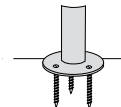
MOUNTING OPTIONS



IN-GROUND—Material is embedded deep into concrete.



PORTABLE—Mount sits on top of surface and is moveable.



SURFACE—Bolted to top of concrete surface with anchor bolts (not provided) all surface-mount holes are 1/2" diameter.

FAUX-WOOD



WHEAT



ESPRESSO



WEATHERED*



ITALIA*

***Special order colors - 10-12 weeks lead time.**

CONTACT US

For more information on our products and specifications, or to find a distributor, visit wabashvalley.com or contact us toll-free at 1-800-253-8619 or via mail: Wabash Valley, 505 E. Main St., Silver Lake, IN 46982.



GREEN VALLEY COLLECTION

ECO FRIENDLY AND DURABLE

Green Valley products offer environmentally friendly alternatives. Constructed with PolyTuf™ plastic lumber custom-extruded from recycled plastics, Green Valley benches, picnic tables and receptacles are long-lasting and nearly maintenance-free. They also don't have the drawbacks of real wood, such as fading, insects, cracking and splintering.

Unlike most wood and wood-composite products that quickly fade when exposed to the weather, the PolyTuf™ surfaces have no wood fibers so they retain their vibrant look for years. In addition, they don't need waterproofing, staining or any maintenance other than an occasional washing with soap and water.

5-YEAR WARRANTY

EXCEPTIONAL BEAUTY. UNBEATABLE GUARANTEE.

We back all our Green Valley® products with a five-year warranty from the date of invoice, guaranteeing them to be free from defects in material and/or workmanship during this coverage period. For more details and the most updated warranty information, please visit wabashvalley.com.



We built our business on responsive service, because we know you've got deadlines to meet, too. So you can count on Urbanscape to meet your needs.



Urbanscape works hard to keep prices low, even though our products often are significantly better quality than the competition. Compare, and you'll see what we mean.



\$815

GV420G ▶
(Contemporary style)




\$428

GV301G ▲
(Signature style)




\$789

GV430G ▲
(Contemporary style)



\$466

GV303G ▲
(Signature style)



\$469

GV306G ▲
(Signature style)



\$1,042

GV140G



\$1,198

GV230G



\$1,107

GV235G



\$793

GV106G



\$925

GV115G



\$284

GV302G
(Signature style)



\$257

GV304G
(Signature style)



\$419

GV300G
(Liner included,
lids sold separately)



MODEL	DESCRIPTION	SOLID	WEIGHT	PRICE
GV106G	6' Picnic table - Portable		267 lb.	\$793.00
GV111G	8' Picnic table - Portable		287 lb.	\$942.00
GV115G	8' Picnic table - Portable		276 lb.	\$925.00
GV140G	Square table - Portable		322 lb.	\$1,042.00
GV230G	Square table - 4 seat - In-ground		369 lb.	\$1,198.00
GV235G	Square table - 3 seat - In-ground		335 lb.	\$1,107.00
GV420G	6' Bench with back (Contemporary style) - Portable/Surface-mount		160 lb.	\$815.00
GV430G	6' Bench with back (Contemporary style) - In-ground		150 lb.	\$789.00
GV301G	6' Bench with back (Signature style) - Portable		128 lb.	\$428.00
GV302G	6' Bench without back (Signature style) - Portable		70 lb.	\$284.00
GV303G	6' Bench with back (Signature style) - In-ground		127 lb.	\$466.00
GV304G	6' Bench without back (Signature style) - In-ground		69 lb.	\$257.00
GV306G	6' Bench with back (Signature style) - Surface-mount		121 lb.	\$469.00
GV307G	6' Bench without back (Signature style) - Surface-mount		63 lb.	\$257.00
GV100G	32-Gallon receptacle with liner - In-ground		67 lb.	\$419.00
GV300G	32-Gallon receptacle with liner - Portable		55 lb.	\$419.00
FT100	Flat-top lid with 8"-diameter opening - Inward slope		9 lb.	\$75.00
DT100	Dome-top lid		12 lb.	\$80.00
SB100	Flat-top with solid bonnet - Inward slope		16 lb.	\$95.00

ADA-accessible

Umbrella compatible

BUILD YOUR OWN GREEN VALLEY

CHOOSE STYLE AND FRAME

BENCHES

Contemporary style: 6' bench with back, with arms

Signature style: 6' bench with or without back, without arms

TABLE

Picnic: 6' and 8'

Square: with attached benches 3-seat ADA-Accessible and 4-seat options

RECEPTACLE

32-Gallon receptacle Portable or In-ground (liner included; lid options are available and sold separately)

MOUNTING OPTIONS

Contemporary Benches: Portable/Surface-mount or In-ground (mounting-plate covers included)

Signature Benches: Portable, Surface-mount or In-ground

Picnic Tables: Portable or Surface-mount with adapters

Square Tables: Portable or In-ground

CHOOSE MATERIAL AND FINISHES

PATTERNS

Benches and Receptacles:

1 1/2" x 4" planks (actual size: 1 1/2" x 3 1/2")

Tables: 2" x 10" planks (actual size: 1 3/4" x 9 1/2")

FRAMING – BENCHES

Contemporary: 2 7/8" O.D. round tubing

Signature: 2 3/8" O.D. round tubing

FRAMING – PICNIC TABLES

Portable: 2 3/8" O.D. round tubing

FRAMING – SQUARE TABLES

Portable: 1 5/8" O.D. round tubing
In-ground: 4" x 4" Square

HARDWARE

Stainless steel

FINISHES

PolyTuf® Cedar or Tudor finishes with Powder-coated frame

CEDAR



TUDOR



See Powder-coat finish options on page 85.

Receptacle lid finish options on page 85.



PICTURE US IN YOUR SPACE







Wabash Valley has the largest selection of color choices for our customers. With so many colors, there is an endless array of possibilities, from bright and bold to quiet and stately. Throughout this catalog, we have primarily shown our products in one Plastisol color (tops and seats) and the framework in another.

However, it is possible to order the tabletop, seats and framework in different colors to achieve that special look or theme. Be sure to specify color selections when ordering. Modifications to our standard colors will be considered on larger projects. Please contact one of our salespeople for information as to availability and prices.

TERMS AND CONDITIONS

INVOICE TERMS

Net 30 days. Finance charge of 1.5% per month or maximum allowable by law will be added to past due balance.

OPEN ACCOUNT

Credit terms are available to municipalities, government agencies, school systems and businesses (with prior approved credit). To establish credit, your organization must have a satisfactory rating with Dun & Bradstreet. Alternatively, three credit references are required, and an order may be booked upon completion of credit investigation. To establish credit, your initial order must total at least \$500.00. Prepayment may be required for any order at Wabash Valley's sole discretion.

METHODS OF PAYMENT

MasterCard, Visa, American Express, money order, checks. Sorry, no C.O.D. orders.

PRICES

We strive to keep our prices as low as possible. However, due to unexpected increases, our published prices are subject to change without notice. All prices are in U.S. dollars.

GSA CONTRACT

Available for federal government and agency accounts on many items. Call our Sales Department for information.

SALES TAX

Will be added to the invoice, except when a tax-exempt certificate is furnished.

FREIGHT CHARGES

For orders from municipalities, government agencies, school systems and businesses (listed favorably with Dun & Bradstreet), freight will be prepaid and added to the invoice in accordance with Wabash Valley's standard freight rate chart. For orders that are to be prepaid, please contact our Sales Department for a firm freight quote before sending your prepaid order. Products are shipped unassembled to keep shipping costs at a minimum.

WEIGHTS

Shown as approximate, and include packing materials.

DELIVERY TERMS

Within the United States, F.O.B. Silver Lake, IN. For exports (overseas shipments), typically shipments are EXW (Ex Works Factory) Silver Lake, IN, USA. Consult our Export Sales Department for special terms and desired arrangements. Ocean and air freight options are available.

DAMAGE/SHORTAGE CLAIMS

All claims for concealed loss or damage to product should be reported immediately to our Customer Service Department. All claims for product damage and shortage via common carrier must be promptly made by consignee (customer) direct to Wabash Valley's Customer Service Department. When reporting damage, be sure to hold all containers and packing materials for inspection (claims should be filed within 15 days of receipt of shipment).

CANCELLATIONS

Only accepted with approval of Wabash Valley Manufacturing.

RETURNS

No merchandise is to be returned without first obtaining written authorization from Wabash Valley Mfg., Inc. Please advise of invoice number, invoice date and reason for your return. Any authorized merchandise must be carefully packed and in saleable condition to be accepted for return. A 20% re-stocking charge applies on all returned merchandise when error is not the fault of Wabash Valley. All returned merchandise must be shipped insured and freight prepaid.

SPECIFICATIONS/WARRANTY

Consult Wabash Valley's Sales Department or Customer Service Department for a written copy of our limited warranty and detailed specification sheets on our product line. Wabash Valley has a policy of continuous product improvement and reserves the right to discontinue or change specifications without written notice. Warranty specifications and CAD details can be found at www.wabashvalley.com.

BUY WITH COMPLETE CONFIDENCE

If you are not completely satisfied with any product, call us within 90 days for a refund, exchange or credit. We want your business again and again and are prepared to make you happy—whatever it takes. All measurements in this catalog are for reference only and not installation purposes.

FREIGHT CARRIER INFORMATION

All freight is shipped unassembled via UPS (if able) or common carrier. On all common carrier shipments, the customer is responsible for unloading. Inside delivery is available for an additional charge.

PORTABLE BENCHES AND TABLES

All portable benches and tables must be used on level ground.

WABASH VALLEY

urbanscape®

GREEN VALLEY

ONE GREAT NAME

THREE DISTINCT BRANDS

PLASTISOL

POWDER COATING

RECYCLED

PLASTIC LUMBER

5

YEAR

WARRANTY

LOW PRICES

GREAT SERVICE



WABASHVALLEY.COM | 1.800.253.8619

Distributed by:



WABASH VALLEY



urbanscape®



GREEN VALLEY



WABASH VALLEY MANUFACTURING, INC. | P.O. Box 5, 505 East Main St. Silver Lake, IN 46982
PHONE 260.352.2102 | FAX 260.352.2160 | TOLL-FREE 800.253.8619 | WEB WabashValley.com